

# A Road Home



## *10-Year Plan to End Homelessness*

**2010 Homeless Assessment Report  
to the  
Board of County Commissioners**

**Year 2: A Summary of Outcomes  
and Challenges**

*September 2010*



**WASHINGTON COUNTY  
OREGON**



September 2010

This publication was produced by the Washington County Department of Housing Services, in collaboration with the Homeless Plan Advisory Committee (HPAC) and the Housing and Supportive Services Network (HSSN).

This publication is in the public domain. Authorization to reproduce it in whole is granted.

To learn more about the homeless programs in Washington County, visit the county's website at

<http://www.co.washington.or.us/Housing/10-year-plan-to-end-homelessness.cfm>

or contact the Homeless Program Coordinator at  
503-846-4760

or email [Annette\\_Evans@co.washington.or.us](mailto:Annette_Evans@co.washington.or.us)

*“Our 10-Year Plan is devised through the collective participation of many local constituencies. We understand that, only through an enduring commitment by all of them, will we achieve our vision.*

*Going forward, our effort must secure and maintain new commitments at the local and county levels from private and public sources. Towards this end, we will maintain addressing homelessness as a local priority and forge new partnerships that bring multiple sectors together to invest in our 10-Year Plan. Ultimately, we will realize our goal of reducing homelessness.*

*The collective capacity of our compassion and commitment is greater than the depth of this challenge.”*

- Tom Brian, Chair, Washington County  
Board of Commissioners  
June 3, 2008

(Blank Page)

## TABLE OF CONTENTS

<b>Executive Summary</b> .....	<b>1</b>
<b>Year 2: “A Road Home” – An Exit From Homelessness</b> .....	<b>3</b>
Personal Testimonial by Shannon L. (Homeless To Work Program) .....	3
Personal Testimonial by Carmen C. (Youth Transitional Living Program) .....	4
Personal Testimonial by Troy R. (Homeless Prevention & Rapid Rehousing Program).....	4
<b>Year 2: Trends in Homelessness</b> .....	<b>5</b>
<b>Year 2: Homeless Demographics</b> .....	<b>6</b>
Homeless Student Count.....	7
Characteristics of Homeless Persons.....	7
<b>Year 2: Accomplishments and Outcomes</b> .....	<b>9</b>
Goal 1: Prevent People From Becoming Homeless .....	9
Emergency Shelter .....	10
Goal 2: Move People Into Housing.....	11
Transitional Housing.....	11
Permanent Supportive Housing and Serving the Chronically Homeless.....	12
Goal 3: Link People to Appropriate Services and Remove Barriers .....	13
Goal 4: Increase Income Support and Economic Opportunities.....	13
Goal 5: Expand Data Collection .....	14
Goal 6: Implement Public Education on Homelessness.....	15
Forging New Partnerships.....	15
<b>Year 2: Alignment with State and National Planning Efforts</b> .....	<b>16</b>
<b>Year 3: Looking Ahead</b> .....	<b>17</b>
<b>Acknowledgements to the 2010 Homeless Assessment Report</b> .....	<b>19</b>
<b>Appendix A: Visualizing the Plan: A Matrix of the Strategies</b>	
<b>Appendix B: Oregon Student Homelessness</b>	

## EXECUTIVE SUMMARY

This report highlights the collaborative efforts of local government and community partners to end homelessness in Washington County. In this second year of implementing the vision and goals outlined in **A Road Home**, the homeless services system has been strengthened to include added resources for *prevention of homelessness* and new *rapid rehousing* programs that effectively stabilize homeless individuals in housing during this economic recession. Newly implemented system changes identified in the 10-Year Plan reduced barriers for persons seeking assistance through a *universal point of referral for at-risk tenancies* (single point entry system).

*1 of every 382 people  
in Washington  
County is homeless.*

In Year 2 of the 10-Year Plan (July 2009 to June 2010), successes have been achieved despite the progressive loss of jobs and high-unemployment that has resulted in housing instability – evictions and home foreclosures.

- To prevent homelessness, **3,254 persons in 1,013 households** received rent and eviction prevention assistance.
- **1,681 homeless people in 833 households** accessed shelter and housing resources.
  - 1,219 newly served people in 527 households (July 2009 to June 2010)
  - 462 people in 306 households in homeless shelter/housing programs prior to July 2009
- To accommodate the increasing number of homeless people and bridge a gap in the emergency shelter system, **six faith-based facilities provided 3,221 bed stays<sup>1</sup>** during inclement weather December 2009 through March 2010. Community partners provided 7,874 volunteer hours to prepare hot meals and staff shelter operations. Shelters are located at Beaverton First Baptist Church (Beaverton), Forest Grove United Church of Christ (Forest Grove), Sunrise Church (Hillsboro), Calvin Presbyterian and St. Anthony's Catholic churches (Tigard), and Rolling Hills Community Church (Tualatin).

Of the newly served homeless:

- 20 homeless veterans moved from homelessness to permanent housing.
- 5 high-need homeless families with children accessed wrap-around services and permanent housing in the *Bridges To Housing Program*.
- 24 chronically homeless individuals with disabilities accessed permanent supportive housing and received mental health, substance abuse treatment and supportive services.
- 221 persons fleeing domestic violence found safe, confidential housing at Monika's House Shelter, operated by the Domestic Violence Resource Center (DVRC). Forty-five percent (45%) of persons served in homeless shelter and housing programs during Year 2 of the 10-Year Plan were victims of domestic violence.
- 59 runaway and homeless youth (ages 12 to 19 years) accessed a safe place to stay and the guidance and support of trained, caring adults at Safe Place Youth Shelter.

<sup>1</sup> Bed Stay - 1 person staying 5 nights equals 5 bed stays

Keeping with the plan's original goals and strategies, the Washington County Housing and Supportive Services Network (HSSN) assessed the recession's impact on low-income and homeless households, prioritized resources and strategies to address prevention of homelessness, and leveraged funds to augment existing resources to include new programs aim at rapidly rehousing homeless persons; e.g. Homeless Prevention and Rapid Rehousing Program (ARRA-HPRP), Homeless To Work Program.

Year 2 implementation challenges include:

- An increase in homelessness: **1,383 persons** identified as homeless during the January 2010 homeless count as compared to 1,243 reported in 2009. The largest proportion of the increase is among single adults (540 people in 2010, as compared to 417 in 2009). [http://www.co.washington.or.us/Housing/upload/2010 Point in Time State of Oregon Count WashingtonCo.pdf](http://www.co.washington.or.us/Housing/upload/2010%20Point%20in%20Time%20State%20of%20Oregon%20Count%20Washington%20County.pdf)
- **Major causes of homelessness<sup>2</sup>** reported by 829 homeless households in January 2010:
  - Unemployed - 50% (412 households)
  - Inability to pay rent - 41% (340 households)
  - Alcohol/drug addiction - 20% (167 households)
  - Criminal history - 17% (138 households)
  - Mental/emotional disorder - 15% (121 households)
  - Domestic Violence – 8% (70 households)
- Washington County **unemployment rate of 8.4%<sup>3</sup>** in June 2010, as compared to 4.8% unemployment reported in June 2008 (baseline year). The current unemployment rate is a decrease from the 9.7% unemployment reported in June 2009.
- **4,112 Notices of Default<sup>4</sup>** filed with the Washington County Department of Assessment and Taxation, Records Division, resulting in **1,591 Trustee's Deed foreclosures**. The foreclosures represent a 485% increase in comparison to the 328 Trustee's Deed foreclosures recorded during the plan's baseline year (July 2007 to June 2008).
- While a **4% decrease in eviction court cases<sup>5</sup>** was reported in calendar year 2009 (4,194) as compared to 4,348 cases in calendar year 2008, evictions on the rent history of households continues to be a barrier for re-housing homeless persons.
- **69,475 people do not have health insurance<sup>6</sup>**. The Essential Health Clinic (Tigard and Hillsboro) offers free health care. The Tigard clinic closed July 2010 due to funding constraints. <http://essentialhealthclinic.org>
- **51,573 people (10%) live below the Federal Poverty Level (FPL)<sup>7</sup>**. The 2009 Poverty Level for a family of 3 is \$18,310. [http://caowash.org/documents/10-11\\_Issues\\_of\\_Poverty.pdf](http://caowash.org/documents/10-11_Issues_of_Poverty.pdf)

<sup>2</sup> January 2010 Washington County Point-In-Time Homeless County (829 Homeless Households Interviewed)

<sup>3</sup> Oregon Employment Department, Seasonally Adjusted

<sup>4</sup> Washington County Assessment and Taxation, Records Division

<sup>5</sup> Washington County Circuit Court

<sup>6</sup> US Census, 2008 American Community Survey

<sup>7</sup> Community Action, 2010 Washington County Issues of Poverty

## YEAR 2: “A ROAD HOME” - AN EXIT FROM HOMELESSNESS

Compelling “life” stories written by persons participating in homeless programs within Washington County underscore the urgency of this plan. During this reporting period, 1,219 homeless people began their personal journey from homelessness to lives that speak of hope, stability, opportunity, and self-sufficiency.

### Homeless To Work Program – Serving Unaccompanied Adults



Shannon M.

When you dream about your future as a child, you only see good things for yourself. Your dreams and realities can be very different based on the choices that you make. My addiction chipped away at my happily ever after - my husband, then my kids, my home and what respect I had left of myself. You can replace the stuff in your life, but when you lose your kids it feels like someone rips out your heart and soul. Not a day goes by that you don't feel an emptiness inside that you can't stop. Trying hard to numb the pain, I made more unhealthy choices that led me to be homeless.

Encouraged by family and friends, I went back to school to become a Medical Assistant, bought a trailer and thought things were finally turning around for me. But when there were storms in my life like divorce, not seeing my kids and not working enough to pay my bills, I did not have the tools to stay clean. I fell into old habits to avoid hurt and pain.

December 2008 I lived in my car 2 weeks until it broke down and I couldn't afford to fix it. I couch hopped 30 times in 2½ months with my dog and then moved to a friends' house from church and stayed in their shed in the backyard. It was so cold and I felt so lonely. This was not what I had dreamed would have happened to me. I was sick and tired of living the way I was.

That night was different. I wanted to give up on life. But I had an encounter with my higher power that changed my life. On March 4, 2009, I gave up my will and gave it completely to God. With nowhere to go and feeling defeated, I didn't turn to drugs this time, but to God. And in the 11<sup>th</sup> hour things fell into place for me. Then the miracles began to happen - I was accepted into the *Homeless To Work* program. My life took off in a positive direction.

*Homeless To Work* helped me with support, encouragement, provided a bus pass, took me to places of employment, gave me resources for parenting classes, counseling and rental classes. My program mentor provided support to me - even though I had graduated (from the program) I am not just a client to them. When I had court in January 2010, my mentors came to support me. They make me feel like someone worth giving a chance. Sometimes that is all it takes when the people in your life give up on you and you have given up on yourself.

People think when you're homeless you are also hopeless. There is a vicious cycle that if you don't have an address, you can't get a job - and you can't get a job without an address. You struggle to keep your head above water with very little resources. With the encouragement and support of *Homeless To Work*, I was able to get a job doing what I love. They (mentors) encouraged and helped open doors, but I had to do the work for myself. Everyday I am thankful for the opportunities that I am given. I now see a happy ending to my life - no matter what that may be.

## Transitional Living Program – Serving Youth



Carmen C.<sup>8</sup>

After graduating from high school, I found myself homeless and pregnant at the age of 20. After my son was born, we couch-surfed from house to house without a stable place to call home. My son was 7 months old when we got referred to the Transitional Living Program with Boys and Girls Aid. A month after filling out the application, my son and I were able to move into our own apartment! We live there now; it's been almost 2 years.

I volunteer at Home Plate, work two jobs and take care of my adorable two-year-old boy! I have also been able to save up some money for when I finish the program (December 2010)! If it wasn't for the people and resources at the Transitional Living Program from Boys & Girls Aid, I wouldn't have gotten as far as I have today!

## ARRA Homeless Prevention and Rapid ReHousing Program



Troy R.



**U.S. Navy - Honorable Discharge, 1991**

**Medals: Desert Shield, Desert Storm, Southwest Asia Service, National Defense Service, and Navy Unit Commendations**

*I proudly served my country in the U.S. Navy. Upon discharge, I suffered from muscle fatigue throughout my body, but was denied benefits by the Veterans Affairs (VA) until 2004 when I received disability for my knees. As time went on, I was unable to work full-time due to extreme pain and had to let my business go. I worked when I could, all the while living off my savings and help from friends and family, awaiting a decision from the VA and Social Security. In June 2009, I could not work any longer and was not eligible for unemployment. I didn't know that I was eligible for food stamps as I never wanted to use the public benefits.*

*I trusted the system, but found that after 6 to 7 years of effort, I needed outside help to get through this process. I received a referral to the Homeless Prevention and Rapid ReHousing Program (HPRP). Kristin with Community Action showed up at the courthouse the day I was going to be evicted and I was accepted into HPRP. My caseworker suggested that I apply for food stamps and now receive around \$200 combined food stamp assistance and VA benefit. I got an advocate to start the process to apply for SSDI. All my savings and retirement are gone. It is really too bad that I had to lose everything before I can get help. Soon I should receive a decision regarding my SSDI and VA benefits that should allow me to have some resemblance of the life I had before.*

<sup>8</sup> No photograph released by the homeless client.

## YEAR 2: TRENDS IN HOMELESSNESS

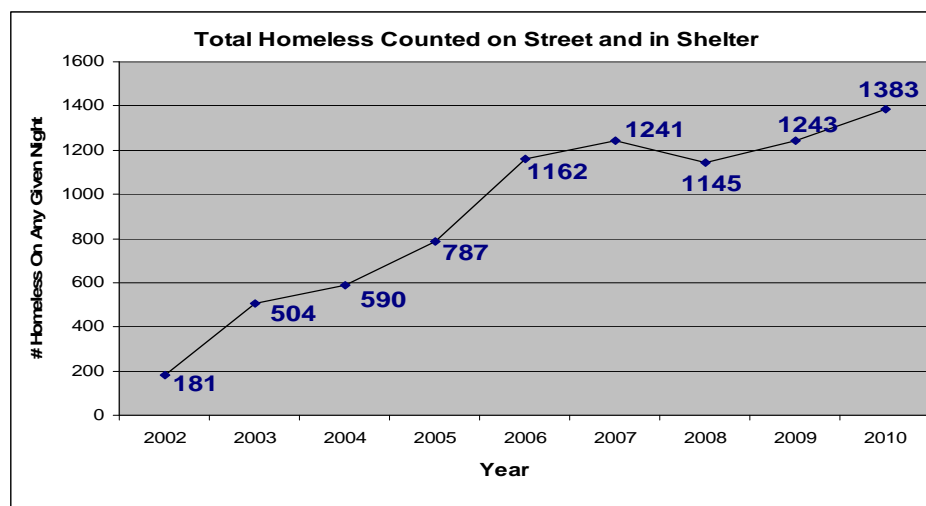
In this second year of data collection, the numbers and characteristics of *sheltered* and *unsheltered* homeless people provide a better understanding of the causes of homelessness, how homeless programs are used, the economic impact to low-income and middle-class households as a result of the recession, and data to support continual homeless service system improvements that address the changing needs of residents in Washington County.

The 2010 homeless count was performed through personal interviews with homeless persons at various locations throughout Washington County. Given the urban/rural demographics of the 727 square mile county, it is difficult to complete a 100% canvas of the countywide region in the HUD mandated one-week period. Many homeless are doubled-up with family or friends, making it difficult to locate these homeless individuals.

Data was gathered into two categories – sheltered and unsheltered – and entered into the county’s Homeless Management Information System (HMIS) to de-duplicate the data.

**Sheltered Homeless:** Persons residing in emergency shelters, safe haven, and transitional housing or awaiting foster care placement.

**Unsheltered Homeless:** Persons residing in non-housing (e.g. street, vehicle, park areas, campsites, under bridges, in abandoned buildings, bus or train stations or similar settings), persons in temporary institutions (e.g. hospital, jail or treatment facility) who came from or will return to one of the above situations.



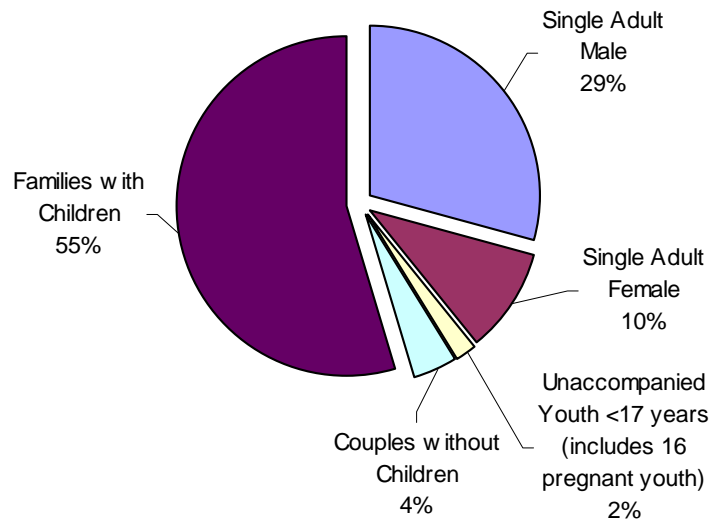
	0 - 5	6 - 11	12 - 17	18 - 23	24 - 44	45 - 54	55 - 69	70+	Age Unknown
2010	124	170	155	127	493	180	95	5	34
2009	114	183	142	106	382	167	47	4	98

*Source: Washington County Point-In-Time Homeless Count January 2010,  
Oregon Housing and Community Services*

## YEAR 2: HOMELESS DEMOGRAPHICS

JANUARY 2010 POINT-IN-TIME HOMELESS COUNT

Total = 1,383 people, 829 households



Sheltered and Unsheltered Homeless Populations – January 2010 Homeless Count				
	Total Homeless	Families with Children & Couples	Unaccompanied Youth $\leq 17$ Years	Unaccompanied Adults $\geq 18$ Years
# of Homeless Households	829	259	30	540
# of Homeless Persons	1,383	813	30	540 (181 chronic)
<i>Sheltered - # of Homeless Persons</i>	<i>236</i>	<i>208</i>	<i>1</i>	<i>27</i>
<i>Unsheltered - # of Homeless Persons</i>	<i>1,147</i>	<i>605</i>	<i>29</i> (16 people pregnant)	<i>513</i>

Source: Washington County Point-In-Time Homeless Count January 2010, Oregon Housing and Community Services

The annual homeless count data provides a basis for planning homeless services and is used in weighted formulas for distribution of state and federal funds to jurisdictions.

Washington County implemented a system change to the process of collecting the county's homeless population. In previous years the county submitted homeless interview paper forms to Oregon Housing and Community Services (OHCS), the state agency responsible for enumerating statewide homelessness. Beginning in 2009 and carried forward in 2010, all data from homeless count interview forms was entered into the county's Homeless Management Information System (HMIS) to ensure the data is de-duplicated and meets quality standards prior to being exported to OHCS for state reporting purposes.

## Homeless Student Count

HOMELESS STUDENT COUNT (K-12): SCHOOL YEAR 2009-2010  
Total = 2,298 students in Washington County

The Education for Homeless Children and Youth (EHCY) program is part of the No Child Left Behind Act and is more commonly called “the McKinney-Vento Homeless Education Program”. Each school district is required to have a McKinney-Vento Homeless Liaison to assist children and youth experiencing homelessness to enroll in, attend, and succeed in school. Liaisons ensure students are enrolled in school, have the supplies they need and provide referrals to the community services for shelter, health care and counseling. This effort includes data reporting to state and federal officials.

See Appendix B for a summary of homeless students by school district.

## Characteristics of Homeless Persons

The diversity of Washington County’s overall population is represented in the homeless population, as reported in the January 2010 Point-In-Time Homeless Count (1,383 people) and the homeless client data for people who accessed shelter, housing and service programs during Year 2 of the 10-Year Plan (1,681 people).

Characteristic	Percentage of People in the Point-In-Time Homeless Count 1/2010 (1,383 people)	Percentage of People Served in Homeless Programs 7/2009-6/2010 (1,681 people)	Percentage of 2008 American Community Survey Washington County Population (529,216 people)
<b>Ethnicity</b>			
Hispanic/Latino	23%	21%	15%
Non-Hispanic/non-Latino	77%	79%	85%
<b>Race</b>			
American Indian/Alaskan Native	5%	2%	0%
Asian	1%	1%	8%
Black or African American	6%	10%	2%
Native Hawaiian/Pacific Islander	1%	2%	0%
White	59%	53%	72%
Hispanic or Latino	23%	21%	15%
Other Multi-Racial/Unknown	5%	11%	3%
<b>Special Populations</b>			
Veteran (adults only)	7%	4%	7%
Disabled (adults only)	34%	34%	8%
Elderly 55+ years	7%	2%	20%

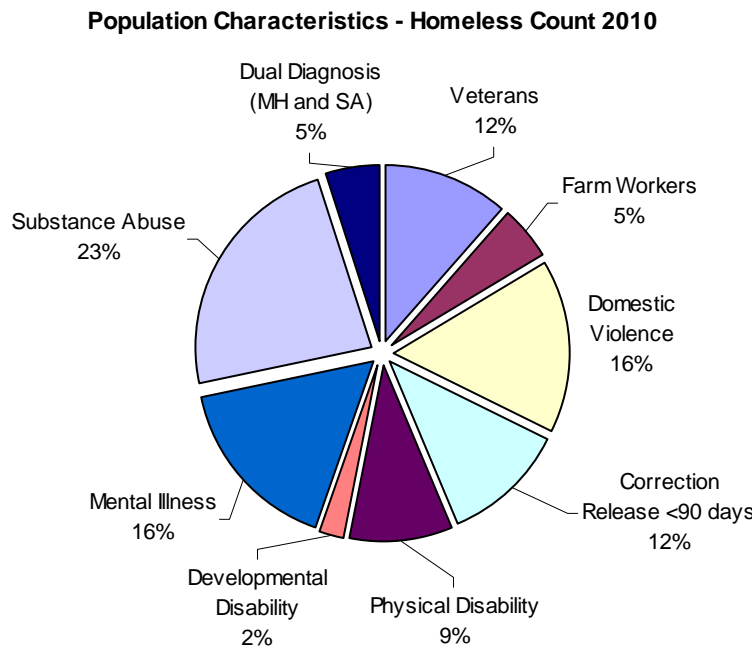
Source: Washington County Point-In-Time Homeless Count January 2010, Oregon Housing and Community Services Homeless Management Information System data, July 2009 through June 2010  
U.S. Census Bureau, American Community Survey, 2008

## Special Needs of Homeless Populations

Homeless people tend to have special needs, whether physical, mental or sociological.

Three of the most prevalent issues within the homeless population include **domestic violence**, **mental health** and **substance abuse**. Untreated mental health issues can be systemic and lead to incidents of domestic violence and substance abuse.

People may become homeless for a variety of other reasons, including divorce or separation, chronic or unexpected health care expenses, release from incarceration, or release from foster care.



*Source: Washington County Point-In-Time Homeless Count January 2010,  
Oregon Housing and Community Services*

## YEAR 2: ACCOMPLISHMENTS AND OUTCOMES

**A Road Home** includes six goals with multiple coordinated strategies of which many are considered national best practices with proven effectiveness in reducing homelessness in other cities and counties nationwide. This section of the report will highlight key initiatives that demonstrated successful outcomes of homeless prevention and intervention through a continuum of care model (prevention, shelter, transitional and permanent supportive housing) that works to prevent homelessness and provide housing and services to end homelessness for this vulnerable population.

Appendix A: *Visualizing The Plan* contains a historic annual report on outcomes of the six goals and strategies.

### Goal 1: Prevent People from Becoming Homeless

The economic crisis had a direct impact on the ability of low- and moderate-income households to pay for housing (rent and mortgage). Affordable housing providers reported high occupancy rates, with few vacant units to support households downsizing from higher-priced housing. Households who were not able to retain housing stability were referred to homeless prevention and shelter programs.

A collaboration of private, nonprofit and public agencies partnered to increase funding in response to an increased number of eviction court cases being filed in early 2009 and to assist households facing 72-hour eviction notices.

Eviction Court Cases Filed (By Calendar Year)	Number of Eviction Cases Filed
<b>CY 2007</b>	<b>4,222</b>
<b>CY 2008</b>	<b>4,348</b>
January 2009	499
February 2009	355
March 2009	299
April 2009	326
May 2009	357
June 2009	357
July 2009	348
August 2009	343
September 2009	333
October 2009	346
November 2009	281
December 2009	350
<b>CY 2009</b>	<b>4,194</b>

Source: Washington County Circuit Court

The following resources were available to address evictions, beginning July 2009:

- ✓ **Emergency one-month rent assistance served 3,254 persons (1,013 households)** facing eviction and loss of housing. Community Action is a lead nonprofit agency providing rent assistance (\$681,231 administered in 2009-10). Baseline Year 2007-08: 478 households
- Summary of leveraged new rent assistance funds available during Year 2 include:
  - \$153,658 United Way Community Relief Fund
  - \$107,519 ARRA EFSP
  - \$120,410 ARRA HPRP
  - \$ 43,775 City Government (Beaverton, Forest Grove, Hillsboro, and Tigard)
- ✓ **4,585 persons (1,117 households) received emergency rental assistance provided by St. Vincent DePaul (Hillsboro).** Funding included \$15,000 CDBG and \$90,000 private funds.
- ✓ In addition, nonprofit and faith-based agencies provide similar emergency rental assistance.

- ✓ A Universal Point of Referral for At-Risk Tenancies was implemented to reduce barriers of persons seeking rent/eviction prevention assistance or access to homeless shelter and housing programs. Community Action implemented the new system in October 2009. Service provider agencies report this system has created efficiencies for agencies who provide information and referral to homeless assistance programs.

## EMERGENCY SHELTER

Emergency shelter resources served **831 people in 285 households** (5 to 6 week length of stay). Serving families with children, the Family Shelter Network operates through a unified shelter wait list. Washington County's emergency shelter capacity is constraint by the number of units/beds available to serve homeless households. The following is a summary of available units/beds in Washington County.

Shelter Provider Agency	Population Served	# Units	# Beds
Community Action Family Shelter	Family	5	20
Family Bridge/Interfaith Hospitality Network	Family	3	12
Good Neighbor Center Shelter	Family	9	36
<i>Subtotal Family Beds</i>		<i>17 Units</i>	<i>68 Beds</i>
Safe Place Shelter (youth up to 19 years of age)	Youth	-	6
Domestic Violence Resource Center	Family	5	23
Domestic Violence Resource Center	Singles	-	5
<i>Total Family, DV, and Youth Shelter Beds</i>		<i>22 Units</i>	<i>102 Beds</i>

## YEAR 2 OUTCOMES (Family Shelter Network and DVRC):

- 36% adults in families with children exited the Family Shelter Network to permanent housing**
- 14% adults exited the Domestic Violence shelter system to permanent housing**
- 83% adults exited Emergency Shelter (Family and DVRC) with economic support<sup>9</sup>, with 14% employed upon exit**

- ✓ In July 2009, the Shelter Network implemented a new pre-shelter screening model that works to screen families for accessing shelter and homeless housing programs, resulting in fewer families on the shelter waiting list (93 households wait listed July 2009, as compared to 50 households wait listed June 2010).

The shelter agencies (Community Action, Good Neighbor Center and Family Bridge/Interfaith Hospitality Network) host the twice-monthly events where homeless families meet with shelter case workers, Worksource Oregon and Oregon Department of Human Services staff. Family's access employment and mainstream resource information, receive shelter program expectations and begin working on documentation required before entry into shelter (e.g. TB testing, birth certificates, identification, etc).

<sup>9</sup> Economic Support is defined as income from one or more of the following: Social Security, TANF, Food Stamps, Veterans Benefits, Employment, Unemployment, Medicaid, and other income.

## YEAR 2 OUTCOMES (Youth Shelter):

**59 youth accessed SafePlace Shelter** services as compared to 38 in Year 1

**37% homeless youth exited shelter to permanent housing** (19 with family and 1 to rental housing)

- ✓ A strategy outlined the need to develop an efficient and effective system for runaway and homeless youth (RHY) to access resources and short-term shelter. The SafePlace Youth Shelter opened in 2007, and each year serves an increasing number of homeless youth.

A gap exists in the homeless services system with zero (0) emergency beds available for homeless unaccompanied individuals.

## Goal 2: Move People Into Housing

### TRANSITIONAL HOUSING

Short to moderate term housing programs served **446 people in 251 households** (1 to 24 month length of stay). Twelve transitional homeless programs operate under the administration of nonprofit and public agencies that provide an array of supportive services to homeless households with moderate barriers to housing.

## YEAR 2 OUTCOMES:

**84% adults exited transitional housing to permanent housing**

**66% adults exited transitional housing with economic support**, 35% were employed upon exit

- ✓ Washington County funded a new transitional 12-bed shared-housing program with an emphasis on employment linkage - the Homeless To Work Program. The program's Job Mentor provides case management, employment skills, referral to employment opportunities and community resources.
- ✓ In September 2009, the Washington County Office of Community Development implemented a new ARRA Homeless Prevention and Rapid Re-Housing Program (HPRP) with a focus on homelessness prevention, diversion, and re-housing activities. Community Action is the lead agency and the total funding for the 3-year program is \$824,990.
- ✓ Jubilee Transition Homes, a faith-based transitional housing program, opened their first facility located in Tigard in January 2010. The 6-bed program provides unaccompanied homeless with transitional housing, meals and referral to services and employment.

## PERMANENT SUPPORTIVE HOUSING

Housing linked with wrap-around supportive services provided resources to **404 people in 297 households**. Permanent supportive housing programs served 73 newly homeless households (predominantly unaccompanied individuals) and provided deep rental subsidy (<30% AMI) and intense services that assist homeless persons who have disabling conditions.

### YEAR 2 OUTCOMES:

**37% adults exited permanent “supportive” housing to permanent housing**

**71% adults exited permanent “supportive” housing with economic support, 21% were employed upon exit**

- ✓ Seventy-nine percent (79%) of these clients received intense mental health and substance abuse services.
- ✓ Five high-need homeless families entered the Bridges To Housing (B2H) Program, Phase 3 project implemented in April 2010. A total of 11 families will be enrolled in the Phase 3 project upon full implementation.

The national focus continues to prioritize the need to develop housing and service programs for the chronically homeless. In Year 2 of the plan’s implementation, **24 chronically homeless individuals exited homelessness** and entered programs that provided permanent stable housing and intense supportive services to include mental health services, substance abuse treatment, health care, education and linkage to employment opportunities.

During the January 2010 homeless count, **181 homeless individuals met the federal definition as chronically homeless**. Current programs available to serve the chronically homeless include:

- ✓ 10 beds – Safe Haven, a “housing first” model to serve chronically homeless individuals living with co-occurring mental illness and substance abuse disorders administered by Luke-Dorf, Inc.
- ✓ 14 beds - Hillsboro Graduated Independent Living Program, a shared-housing treatment facility for chronically homeless experiencing severe mental illness and addictions administered by Luke-Dorf, Inc.
- ✓ 26 beds – Shelter Plus Care Program, a tenant-based rental assistance program administered by Washington County Department of Housing Services in partnership with seven nonprofit service provider agencies.
- ✓ 12 beds – Project-Based Section 8 Voucher Program (PBS8V) will serve chronically homeless veterans. In September 2009, the Housing Authority of Washington County awarded 12 PBS8V to serve chronically homeless veterans at The Knoll, a new construction project, located in Tigard, is under development by Community Partners For Affordable Housing (CPAH). The Knoll is expected to open in the spring of 2011.

***HUD Definition of Chronic Homeless:***

***Unaccompanied homeless individual with a disabling condition who has been continuously homeless for a year or more or who has had at least 4 episodes of homelessness in the past three years.***

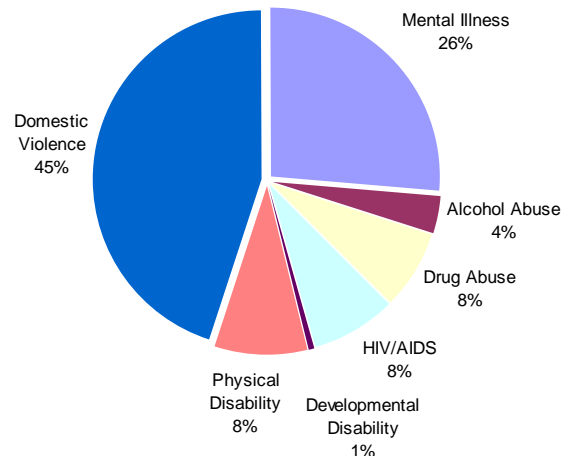
### Goal 3: Link People to Appropriate Services and Remove Barriers

The economic recession in Year 2 challenged providers to re-evaluate current service delivery systems in an effort to identify areas of improving efficiency and effectiveness of program resources and outcomes.

#### YEAR 2 OUTCOMES:

**425 adults received specialized services** to address underlying causes of homelessness and support the client in working toward independent living and self-sufficiency.

- ✓ **Universal Point of Referral for At-Risk Tenancies** – This system change created a “single-point entry system” and implemented the use of a unified assessment screening tool for persons seeking to prevent or end homelessness.
- ✓ **Unified Assessment System** – To aid in placing of homeless households in service appropriate programs, a system change was implemented using a screening tool originally developed for use in the Bridges To Housing Program. Households are screened (point system) based on special needs and usage of mainstream resources. Programs utilizing this screening tool include the new Homeless Prevention and Rapid Re-Housing Program (HPRP) and Bridges To Housing Program.
- ✓ A **Veterans Outreach** position was implemented by the Washington County Disability, Aging and Veteran Services to identify and work with homeless veterans. During the first year of implementing this position, new veteran homeless camp sites were located in rural areas in the western region of Washington County. The homeless count reports 95 homeless veterans in 2010 as compared to 49 veterans in 2009.
- ✓ To **reduce recidivism of veterans involved in the criminal justice system**, a partnership program was implemented between the Washington County Sheriff’s Office, the Jail, and the DAVS agencies. The Veterans Officer meets with 50+ incarcerated veterans in the Jail to assess veteran benefit eligibility and to support the veteran’s reintegration back into the community. A grant application has been submitted to fund a full-time outreach worker to expand this effort.



Source: HMIS, Adults in Shelter and Housing Programs

### Goal 4: Increase Income Support and Economic Opportunities

Through the work of the HSSN Income Support Subcommittee and community service providers, a renewed focus has brought together emerging partnerships to address removal of barriers in accessing mainstream resources for eligible clients, increasing awareness of employment and training programs, and to develop new employment opportunities.

## YEAR 2 OUTCOMES:

- 78% of participants left homeless programs with financial resources**, as compared to 70% in 2008-09 (Year 1 of implementing the 10-Year Plan).
- ✓ The **Social Security Administration** hosted two specialized training workshops for case managers to improve efficiencies in assisting clients to complete the SSI application.
    - November 18, 2009 – Social Security Work Incentive Program
    - May 12, 2010 – Social Security Basics and SSI/SSD Claims for Eligible Returning Veterans (Iraq/Afghanistan)
  - ✓ **Worksource Oregon** (Hillsboro Office) moved to a new Willow Creek Center facility located on the MAX line, improving access to employment related services for persons with barriers to transportation. A satellite Worksource field office was opened in Forest Grove to support the western region of Washington County.
  - ✓ Luke-Dorf, Inc. added 1 FTE Employment Specialist and expanded the number of clients with disabilities served in their **Supported Employment Program**. This program has provided 232 clients from LifeWorksNW, Luke-Dorf, and Sequoia Mental Health Services the resources need to obtain a paid job in an integrated work setting.



## Goal 5: Expand Data Collection

The 10-Year Plan embraces the concept that a Homeless Management Information System (HMIS) will improve services by establishing and maintaining an information sharing system that supports quality programs, fosters cooperation, ensures privacy, and creates accurate information about homelessness and housing.

Washington County contracts with the city of Portland, who holds the primary contract with Bowman Systems. *ServicePoint* is currently used in Washington, Clackamas, and Multnomah counties, which is a contiguous jurisdiction within the Metropolitan Statistical Area (MSA). This will allow for reporting at agency, county, and MSA levels. Many Washington County service providers have branches and programs operating in Multnomah and Clackamas counties.

## YEAR 2 OUTCOMES:

- ✓ Washington County HMIS data was submitted to the U.S. Department of Housing and Urban Development (HUD) for inclusion in the national 2009 Annual Homeless Assessment Report to Congress.
- ✓ 2010 Point-In-Time Homeless Count submitted to Oregon Housing and Community Services for inclusion in the Oregon Homeless Count Report to the Ending Homeless Advisory Council (EHAC).
- ✓ Annual Progress Reports (APR) submitted to HUD on homeless demographics and assistance provided in federally-funded McKinney-Vento Homeless Assistance projects.
- ✓ 12 HMIS user licensed agencies provide data on clients accessing shelter, housing and service programs in Washington County.

## Goal 6: Implement Public Education on Homelessness

Through the collaborative efforts of the Housing and Supportive Services Network (HSSN) provider agencies, the Interfaith Committee on Homelessness (IFCH), and community advocates, a sustained community momentum to address the issues around homelessness has resulted in actions that not only educate the public on the social impact of homelessness, but serve those in our community who have lost their housing, are hungry and need health care services.

### YEAR 2 OUTCOMES:

- ✓ A faith forum hosted on September 26, 2009, provided outcomes in the areas of education, a call to service, and mobilizing resources in local faith-community districts throughout Washington County. **“Times Are Tough: Become Equipped to Respond”** was organized by the Interfaith Committee on Homelessness, the Vision Action Network and community stakeholders. The forum raised community awareness on the growing need of people experiencing housing instability, loss of housing, lack of food, health care and employment opportunities.
- ✓ The Interfaith Committee on Homelessness (IFCH) was recognized for their public education and advocacy around homelessness and poverty at the **“Oregon Interfaith Summit on Homeless Children and Families”** held June 24, 2010.

## Forging New Partnerships

The **Homeless Plan Advisory Committee (HPAC)** provides leadership in developing policy, funding and partnerships in support of implementing *A Road Home*. This high-level oversight committee includes elected city and county officials, representatives from hospitals, community corrections, housing, business and philanthropy, service providers, members at-large, and the faith community. The HPAC embodies the value of bringing together partnerships to achieve the goals of preventing and ending homelessness for all persons who seek housing stability.

A forged partnership that demonstrates advocacy and a willingness to bridge the gap within the homeless service system is the **Interfaith Committee on Homelessness (IFCH)** and the faith community.

The IFCH is actively involved in providing education to the public on the social and humanitarian issues of homelessness, advocacy around policy and funding at the local and state level, and have bridged the gap in social services through various resources and programs, to include:

- |  |  |
|--|--|
| ✓ Family Bridge/Interfaith Hospitality Network                   | ✓ Project Homeless Connect             |
| ✓ Severe Weather Shelters - Warming Shelters and Cooling Centers | ✓ Hot Meal Sites                       |
| ✓ Rental Assistance  | ✓ Food Boxes                           |
| ✓ Jubilee Transition Homes                                       | ✓ Clothing Closets                     |
| ✓ Compassion Clinics (Health Care)                               | ✓ Transportation – Bus and MAX Tickets |



For more information on the IFCH, visit [www.ahomeoftheirown.com](http://www.ahomeoftheirown.com).

## ALIGNMENT WITH STATE AND NATIONAL PLANNING EFFORTS

### STATE OF OREGON

The State of Oregon is committed to ending chronic homelessness and believes all people in Oregon should have the opportunity to be at home in their communities and to be physically, emotionally and economically healthy. **A Home For Hope: A 10-year plan to end homelessness in Oregon** was adopted in June 2008.

The Ending Homelessness Advisory Council (EHAC), created through Executive Order by Governor Kulongowki, prepared the state's plan in partnership with representation from nonprofit, faith-based, state and local jurisdictions. EHAC's goals and strategies support local planning efforts and identify key areas where state government must take the lead in eliminating barriers and improving systems. In April 2010, the Washington County Homeless Program Coordinator, Annette Evans, was appointed as an ex-officio member of the state EHAC.

To view a copy of the state's plan or for more information on the EHAC, visit the state website. <http://www.ehac.oregon.gov/>

### NATIONAL

On May 20, 2009, President Obama signed into law the **Homeless Emergency Assistance and Rapid Transition to Housing (HEARTH) Act**, which amended the McKinney-Vento Homeless Assistance Act. President Obama and Congress charged the U.S. Interagency Council on Homelessness (USICH) to develop and submit a Federal Strategic Plan to prevent and end homelessness. On March 3, 2010, community leaders from Washington County joined regional leaders from across the Pacific Northwest to provide input to the federal plan. The plan will serve as a roadmap for joint action by Council agencies to guide the development of programs and budget proposals towards a set of measurable targets.

The plan, **Opening Doors: Federal Strategic Plan to Prevent and End Homelessness 2010** was released on June 22, 2010, and reflects interagency agreements on a set of priorities and strategies. The plan calls for agencies to end homelessness for veteran and chronic homeless persons by 2015 and among families and unaccompanied youth by 2020.

*HUD Secretary Shaun Donovan, HHS Secretary Kathleen Sebelius, VA Secretary Eric K. Shinseki, and Labor Secretary Hilda Solis declared the vision of the Plan to be centered on the belief that "no one should experience homelessness—no one should be without a safe, stable place to call home." The Plan is focused on four key goals: (1) Finish the job of ending chronic homelessness in five years; (2) Prevent and end homelessness among Veterans in five years; (3) Prevent and end homelessness for families, youth, and children in ten years; and (4) Set a path to ending all types of homelessness.<sup>10</sup>*

To view a copy of the Federal Strategic Plan on the federal website [http://www.usich.gov/PDF/OpeningDoors\\_2010\\_FSPPreventEndHomeless.pdf](http://www.usich.gov/PDF/OpeningDoors_2010_FSPPreventEndHomeless.pdf)

<sup>10</sup> U.S. Interagency Council on Homelessness, Opening Doors: Executive Summary

## YEAR 3: LOOKING AHEAD

Washington County has demonstrated a reduction in homeless during the first two years of the plan's implementation through the people served who have achieved self-sufficiency. *A Road Home: 10-Year Plan to End Homelessness in Washington County* is the framework by which the providers and community stakeholders base decisions on funding priorities, program development, and changes to the service delivery system to meet the growing needs of the chronically homeless and those we identify as the "new face of homelessness" given the economic crisis.

Key strategies for implementation in Year 3 include:

*Success will be achieved through a unified approach to ending homelessness.*

- Prevention of homelessness through one-month **Rent Assistance Program** continues to be a key priority. Mitigating the long-term crisis of homelessness through prevention reduces the economic impact that homelessness has on society and the psychological, physiological and sociological effects experienced by the homeless individual and the community at large. (Strategy 1.1.a)
- A new prevention initiative in Year 3 provides one-month **Mortgage Assistance Program** serving low-income home owners who experience an unexpected episodic event, e.g. healthcare/hospital, major vehicle repair, etc. The program is administered by The Salvation Army with financial resources provided by the federal Emergency Food and Shelter Program (EFSP) and local private funds. (Strategy 1.9)
- Sustain and expand **emergency shelter** funding. The Public Safety Levy that expires June 2011 provides an estimated \$700,000 annually to shelter operations for 102 emergency shelter beds in Washington County, in addition to continued funding of public safety services. Measure 34-179 would renew the \$.42/per thousand assessed valuation, which would be unchanged from the current rate. A five-year levy would replace the expiring four-year levy. For more information, visit [www.co.washington.or.us/levies](http://www.co.washington.or.us/levies).
- Develop funding to support **outreach activities** to include the HomePlate Youth Outreach provided in partnership with nonprofit HomePlate and the Hillsboro Congregational United Church of Christ. A federal appropriation request has been submitted by Washington County. (Strategy 1.7.c and 1.8)
- A new 15 unit affordable housing with adjoining mental health clinic project will be developed by Sequoia Mental Health Services, Inc. The housing is funded in part by federal Section 811 and HOME programs and the innovative **Sequoia Mental Health Clinic** will be funded with private funds, federal Community Development Block Grant (CDBG) and a special federal appropriation secured by Washington County through the U.S. Department of Health and Human Services under the *Health Care and Other Facilities (HCOF) Special Congressional Initiative* of the Consolidated Appropriation Act of 2010. (Strategy 2.3)
- Identify a community partner(s) who will sponsor a **One-Stop Resource Center** and begin raising community support and funding. The center will provide emergency shelter beds for unaccompanied individuals and day services to include access to on-site service providers for referral and intake to homeless programs, access to phones, computers, on-site showers, laundry, meals, and other essential amenities. This strategy is identified for implementation in Year 5. (Strategy 3.3)

- Develop **affordable housing and housing programs**. New housing opportunities linked with services will be implemented in Year 3 to include 40 units subsidized by federal funds Section 8 and Shelter Plus Care funds, to include:
  - 25 units HUD-VASH Section 8 vouchers serving homeless veteran households.
  - 12 units project-based Section 8 vouchers (PBS8V) at The Knoll serving chronically homeless veterans.
  - 3 units Shelter Plus Care serving chronically homeless individuals.
  - In addition, the Bridges To Housing Jurisdictional Implementation Team is leveraging funds to implement a Phase 4 Bridges To Housing project serving high need homeless families. Housing will include local County funds and federal Shelter Plus Care funds. (Strategy 2.1, 2.1.b, 2.1.c)

NOTE: As of the date of writing this report, the financial constraints within the tax credit and bond market constraints development, with no new construction/acquisition/rehab of **affordable housing serving households at <30% AMI** scheduled for development in Year 3. (Strategy 2.4)

- Increase income self-sufficiency for homeless households who participate in a new **Bridges To Housing Employment Project**. Through a collaborative partnership, a new pilot project between Worksystems Inc. and Community Action will provide training and job internships for participants in the Bridges To Housing Program. (Strategy 4.5)
- The Washington County Office of Community Development (OCD), recipient of the Community Development Block Grant (CDBG), HOME Investments Partnerships (HOME) Program, and Emergency Shelter Grant (ESG) Program federal funds, developed a five-year plan that identified strategies for meeting priority housing and community development needs. In May 2010, the Board of County Commissioners approved the **Washington County Consolidated Plan 2010-2015**. This new plan differs from previous Consolidated Plans in that federal entitlement funding (e.g. CDBG and HOME) more closely aligns with goals and strategies outlined in A Road Home: 10-Year Plan to End Homelessness in Washington County.
- To effectively address prevention of homelessness, community partners are focused on the growing number of people living in poverty. A component of the Washington County Consolidated Plan 2010-2015 focuses on the causes and conditions of poverty at the community level. Informed by feedback from interviews with Washington County low-income households and focus groups, an assessment of the community was performed in April 2009, resulting in the **Washington County Anti-Poverty Strategy**.

In Year 3, efforts will include the formation of a working group to drive and monitor progress on implementing Anti-Poverty Strategies in the areas of Public Policy, Service and Support Systems, and Civic Capital.

## Acknowledgements to the 2010 Homeless Assessment Report

The Washington County 10-Year Plan gratefully acknowledges the generous contribution of time and expertise from many individuals and agencies that provide housing and services to the homeless men, women, and children living in our community. The plan recognizes the involvement of elected officials, community leaders and partners who share the same vision to reduce homelessness with a goal to one day end homelessness for those persons seeking safe and stable housing.

The 2010 Homeless Assessment Report is prepared by the Washington County Department of Housing Services in partnership with members of the Housing and Supportive Services Network (HSSN) and oversight provided by the Homeless Plan Advisory Committee (HPAC).

### HOMELESS PLAN ADVISORY COMMITTEE (HPAC)

- Commissioner Dick Schouten, Washington County
- Councilor Betty Bode, City of Beaverton
- Sheriff Rob Gordon, Washington County Sheriff Office
- Adolph 'Val' Valfre, Housing Authority of Washington County
- Eric Canon, Interfaith Committee on Homelessness
- Jonathan Schlueter, Westside Economic Alliance
- Karen Shawcross, Bienestar
- Janice Burger, Providence Health System
- Jerralynn Ness, Community Action
- John Hartner, Community Corrections, Washington County
- Michelle Johnson, Tuality Community Hospital
- Ramsay Weit, Citizen At-Large/Community Housing Fund
- Robin Shultz, Oregon Dept. of Human Services
- Roserria Roberts, United Way of the Columbia Willamette
- Russ Dondero, Citizen At-Large
- Stan Miller, Citizen At-Large
- Stephanie Akin, Homeless Advocate

### HOUSING AND SUPPORTIVE SERVICES NETWORK (HSSN)

- 211info
- Bienestar
- Bridges To Change
- Care To Share
- Cascade AIDS Project
- City of Beaverton
- City of Tualatin
- Commission on Children and Families, Washington County
- Community Action
- Community Housing Fund
- Community Partners for Affordable Housing
- Daytime Enrichment Activities & Recreation (DEAR)
- Department of Community Corrections, Washington County
- Department of Housing Services, Washington County
- Disability, Aging and Veteran Services, Washington County
- Domestic Violence Resource Center
- Ecumenical Ministries of Oregon
- Fair Housing Council & Housing Connections
- Families for Independent Living (FIL)
- Family Bridge/Interfaith Hospitality Network
- Forest Grove School District
- Good Neighbor Center Shelter
- Goodwill Industries
- Governor's Commission on Senior Services
- Homeplate
- LifeWorks NW
- Love in the Name of Christ
- Luke-Dorf, Inc.
- Lutheran Community Services NW
- Department of Mental Health, Washington County
- Northwest Family Services
- Office of Community Development, Washington County
- One Economy
- Oregon Department of Human Services
- Open Door Counseling Center
- Oregon Food Bank
- Oregon Housing and Community Services
- Portland Community College
- Ride Connection
- Ride Wise
- Rolling Hills Community Church
- Sequoia Mental Health Services Inc.
- Sheriff's Office, Washington County
- Social Security Agency
- Soldiers To Veterans
- The Boys and Girls Aid
- The Salvation Army
- Tualatin Valley Housing Partners
- Trinity Evangelical Church
- U.S Department of Housing and Urban Development
- Vision Action Network
- Willamette West Habitat for Humanity, Inc.
- Worksource Oregon – Employment, Veterans Rep.

# Appendix A

## Visualizing the Plan: **A Matrix of the Strategies**

### Goals and Strategies Matrix

**Goal 1: Prevent People from Becoming Homeless ..... 21**

**Goal 2: Move People into Housing..... 24**

**Goal 3: Link People to Appropriate Services and Remove Barriers ..... 28**

**Goal 4: Increase Income Support and Economic Opportunities ..... 32**

**Goal 5: Expand Data Collection ..... 34**

**Goal 6: Implement Public Education on Homelessness ..... 36**

**Key to the success of the 10-Year Plan will be regular reporting about its progress to all participants in the planning process.**

## 2010: Outcomes of Goals and Strategies Identified in Year 2

### GOAL 1: PREVENT PEOPLE FROM BECOMING HOMELESS

ID	TASK NAME	METHODS	START-END DATE	MEASURES OF IMPACT
1.1	Create a <i>Universal Point of Referral for At-risk Tenancies</i> to be used by service providers and landlords to increase alternative housing options for at-risk tenancies.	a) Define the point of referral process. b) Provide training and communication on process to homeless providers.	Year 1-10	1. Reduction rate to number of at-risk households becoming homeless. 2. Number of households that are served by this intervention and avert homelessness as a result.
<input checked="" type="checkbox"/>	Year 1 Outcomes: <u>No progress.</u> Year 2 Outcomes: <b>Implemented the single-point entry system in October 2009.</b>			
1.1.a (new)	Provide <i>One-Month Rental Assistance</i> to households with a 72-hour notice to prevent eviction.	a) Provide rental assistance payment and work with landlord on behalf of tenants who receive 72-hour eviction notice.	Year 1-10	1. Number of Households receiving one-month eviction prevention rental assistance
<input checked="" type="checkbox"/>	Baseline Data (7/1/07 to 6/30/08): 478 Households Year 1 Outcomes: 730 households (2,690 people) access 1-month eviction prevention services provided by Community Action. Year 2 Outcomes: <b>1,013 households (3,254 people) access emergency rent assistance to prevent eviction provided by Community Action and 1,117 households (4,585 people) access rent assistance provided by St. Vincent DePaul (Hillsboro).</b>			
1.2	Staff a <i>Homelessness Diversion Specialist</i> position to counsel tenants facing eviction on (1) problem-solving with their landlords to retain their housing and (2) accessing emergency rental assistance or other services that can avert homelessness.	a) Develop a position and process to work with Evictions Court, tenants, and landlords. b) Implement process and begin working case load.	Year 1  Year 2-10	1. Reduction rate in number of households facing eviction who lose their housing.  2. Number of households in Eviction Court served by this intervention and who avert losing their housing as a result.
	Year 1 Outcomes: <u>No progress.</u> Year 2 Outcomes: <u>No progress.</u>			
1.3	Develop <i>Homelessness Prevention Strategies and Staff Trainings</i> to be used by local public institutions such as hospitals and jails to diminish the likelihood of discharge into homelessness.	a) Identify discharge plans for institutions and barriers to discharge effectively, track recidivism of homeless through jail and hospitals. b) Institutions track # of discharges to no address, transitional housing (e.g. Oxford, etc.).	Year 1	1. Reduction rate in number of discharges from medical and correctional institutions directly to homelessness.  2. Decrease in numbers of homeless people served by local homeless CoC that were recently in institutions.
<input type="checkbox"/>	Year 1 Outcomes: Homeless Plan Advisory Committee adhoc subcommittee formed to review discharge from hospital and tracking of homeless recidivism. Year 2 Outcomes: <b>JAIL – The Washington County Jail, in partnership with mental health providers and veteran service staff implemented programs to work with incarcerated people to address special needs, housing, and eligibility for program benefits prior to discharge.</b> <b>HOSPITAL - Discharge discussion carried forward to Year 3 (August 2010).</b>			


## GOAL 1: PREVENT PEOPLE FROM BECOMING HOMELESS

ID	TASK NAME	METHODS	START- END DATE	MEASURES OF IMPACT
1.4	Expand <i>Rental Education Programs</i> that increase the likelihood that homeless people, who obtain permanent housing, will ultimately be successful and stable as tenants and not repeat their cycle through homelessness.	a) Expand the number and frequency of tenant education programs offered.  b) Increase # of clients completing tenant education programs	Year 2-10	1. Number of graduates of intervention.  2. Numbers of graduates who ultimately sustain permanent housing for at least one year after exiting homelessness.
<input checked="" type="checkbox"/>	Year 1 Outcomes: 115 graduates of 279 class participants. The new statewide "Rent Well" course has been developed. Washington County is poised to implement in Year 2. The program roll-out will be presented to the HSSN on 9/2/09 by Community Action. <b>Year 2 Outcomes: 63 graduates of 111 class participants. Transition from Ready to Rent to Rent Well program curriculum and more rigorous standards limited class size to 18 participants.</b>			
1.5	<i>Reduce Barriers to State Programs</i> through participation at the Oregon Ending Homelessness Advisory Council.	a) Raise awareness of barriers to state programs and provide input on solutions to the Governor's Council.	Year 1-10	1. Extent of consistent engagement in state Advisory Council.  2. Number of local representatives participating in the state Advisory Council.
<input checked="" type="checkbox"/>	Year 1 Outcomes: Washington County does not hold an appointed Advisory Council position on the EHAC; however, the meetings are public and the Homeless Program Coordinator attends regularly. Homeless data and local reports are provided to the EHAC. <b>Year 2 Outcomes: In April 2010, the Washington County Homeless Program Coordinator (Annette Evans) was appointed as ex-officio member of the EHAC. Washington County participates in submitting information and reports to the EHAC to advise on progress of implementing the 10-Year Plan.</b>			
1.6	Establish a <i>Homeless Consumer Group</i> , which will be made up of local homeless and formerly homeless individuals, to participate in the local continuum of care programs and community groups on the direction of plans related to housing and service programs.	a) Solicit homeless consumer representation to participate in the HSSN, the Consolidated Plan, the Interfaith Committee on Homelessness, agency Board positions, and forums.	Year 1-10	1. Number of community based organizations that have regular consumer participation by homeless people.  2. Number of homeless people who are actively participating in consumer advisory activities.
<input checked="" type="checkbox"/>	Year 1 Outcomes: Nonprofits receiving HUD funds have met compliance by including a homeless/formerly homeless consumer on the agency Board. In addition, 2 formerly homeless consumers have joined the HSSN and a formerly homeless person is represented on the HPAC. <b>Year 2 Outcomes: Same as Year 1.</b>			

## GOAL 1: PREVENT PEOPLE FROM BECOMING HOMELESS

ID	TASK NAME	METHODS	START-END DATE	MEASURES OF IMPACT
1.7	Provide <i>Family Mediation and Reunification Services</i> that prevent youth from becoming homeless.	a) Increase family mediation and reunification services available to families in the community. b) Develop a drop-in center for youth to access services.	Year 1-10	1. Reduction rate of homelessness among at-risk youth.  2. Number of youth who participate in intervention and avert homelessness as a result.
1.7.c		c) Expand HomePlate program coordinator position from .5 FTE to 1.0 FTE to increase HomePlate's outreach and resource referral program. Currently open one night per week.	Year 1 - 10	1. Increase in the number of youth served by intervention and resource referral as a result of program expansion.  2. Number of youth who participate in intervention and avert homelessness as a result.
<input checked="" type="checkbox"/>	1.7 Year 1 Outcomes: 50 of 83 youth (60%) receiving family mediation or counseling services prevented them from becoming homeless. <b>Year 2 Outcomes: 42 of 66 youth (64%) receiving family mediation services prevented them from becoming homeless.</b>			
<input checked="" type="checkbox"/>	1.7.c Baseline Data: 306 persons accessed HomePlate services. Year 1 Outcomes: 246 persons accessed HomePlate services. <b>Year 2 Outcomes: 237 persons accessed HomePlate services.</b>			
1.8	Create an efficient and effective system for <i>Runaway and Homeless Youth (RHY)</i> to access resources and short-term shelter.	a) Develop sustainable operating funds for youth shelter (6 beds).  Shelter opened in March 2007.	Year 1-10	1. Number of RHY who access shelter  2. Number of RHY who exit to safe and stable housing.
<input checked="" type="checkbox"/>	Baseline Data: 10 persons Year 1 Outcomes: 38 persons entered the Safe Place youth shelter managed by The Boys and Girls Aid with 14 persons obtaining stabled housing upon exit from the shelter. <b>Year 2 Outcomes: 59 persons entered Safe Place youth shelter with 20 persons exiting to permanent housing.</b>			
1.9 (new)	Provide <i>One-Month Mortgage Assistance</i> to households in arrears with mortgage payments.	a) Provide mortgage assistance payment to prevent foreclosure.	Year 1-10	1. Number of Households receiving prevention of foreclosure one-month mortgage assistance.
<input checked="" type="checkbox"/>	<b>Year 2 Outcomes: Program developed and funding secured for implementation to begin in Year 3. Mortgage Assistance Program will work to address an increased number of low-income homeowners experiencing an episodic incident that impacts ability to pay mortgage. Program seeks to reduce late penalties, added interest, poor credit and other barriers caused by missed mortgage payments, thus preventing a path toward foreclosure.</b>			



## GOAL 2: MOVE PEOPLE INTO HOUSING

ID	TASK NAME	METHODS	START-END DATE	MEASURES OF IMPACT
2.1	Using Housing First model, increase availability of <i>Rental Assistance</i> for <b>new</b> permanent supportive housing units within existing housing stock.	a) CHRONIC SINGLES:  36 units (1-bed) new units added during 10 years  Tenant-based rental assistance for chronic singles through leverage of McKinney-Vento Samaritan Bonus (5-year initial grant with ongoing renewal).	Year 1-10  9 units - Year 1  3 units annual – Years 2 to 10	1. Number of homeless households that exit homelessness as a result of this housing opportunity.  2. Number of homeless who retain permanent supportive housing $\geq$ 12 months.  3. Number of homeless who exit the program for other permanent housing.
<input checked="" type="checkbox"/>	Year 1 Outcomes: 22 chronically homeless persons entered permanent supportive housing. <b>Year 2 Outcomes: 24 chronically homeless persons entered permanent supportive housing; 37% chronically homeless in permanent supportive housing exited to independent affordable housing.</b>			
2.1.b	Project-based Section 8 vouchers for chronic homeless or homeless couple; 100 units (1-bed)	b) SINGLES & COUPLE W/O CHILDREN:  Project-based Section 8 vouchers; linked to case management and supportive services	Year 2 50 units  Year 5 50 units	1. Number of homeless households that exit homelessness as a result of this housing opportunity.  2. Number of homeless who retain permanent supportive housing $\geq$ 12 months.  3. Number of homeless who exit the program for other permanent housing.
	Year 1 Outcomes: An increase in the number of chronic homeless was reported during the January 2009 count. The Housing Authority of Washington County completed a PHA Plan revision to include project-based vouchers (PBS8V); HUD approved the PHA Plan. RFP to project-based 50 vouchers is scheduled for release in July 2009. <b>Year 2 Outcomes: 12 PBS8V awarded to CPAH to serve chronically homeless veterans beginning in 2011.</b>			
2.1.c	Create new supportive housing using Bridges To Housing and/or Housing PLUS program models.	c) HIGH-NEED FAMILIES WITH CHILDREN (1–36 months):  100 units (2-, 3-, 4-bed)/10 years  Rental assistance program linked through the Bridges To Housing and/or Housing PLUS programs	Year 1-10  10 units/families annually	1. Number of homeless households that exit homelessness as a result of this housing opportunity.  2. Number of homeless who retain permanent supportive housing $\geq$ 12 months.  3. Number of homeless who exit the program for other permanent affordable housing.
<input checked="" type="checkbox"/>	Year 1 Outcomes: 37 homeless persons (12 homeless families with children) entered a new Phase 2 project beginning October 2008 that provides permanent supportive housing in the Bridges To Housing Program. All families have retained stable housing during this reporting period. <b>Year 2 Outcomes: 19 homeless persons (5 homeless families with children) entered a new Phase 3 project beginning April 2010. A total of 11 families will be leased-up in the Phase 3 project when fully implemented.</b>			

## GOAL 2: MOVE PEOPLE INTO HOUSING

ID	TASK NAME	METHODS	START- END DATE	MEASURES OF IMPACT
2.1.d	Create new supportive housing for households needing moderate-assistance.	d) RENTAL ASSISTANCE - SINGLES & FAMILIES (1-36 months):  285 units (\$6000+/year)/10 years  Rental assistance program; linked to intense case management and supportive services.	Year 1-10  Year 1 15 units Year 2 +30 (45) Year 3 +30 (75) - Year 4-10 90 rotating annually	1. Number of homeless households that exit homelessness as a result of this housing opportunity.  2. Number of homeless who retain permanent supportive housing $\geq$ 12 months.  3. Number of homeless who exit the program for other permanent affordable housing.
<input checked="" type="checkbox"/>	Year 1 Outcomes: 61 homeless persons (30 households) entered transitional housing with supportive services. 5 individuals identified as chronically homeless. Year 2 report will reflect housing stability $\geq$ 12 months and exit destinations. <b>Year 2 Outcomes: 327 homeless persons (179 households) entered transitional housing programs with 12 persons being chronically homeless and 14 persons veterans; 84% exited to permanent housing.</b>			
2.1.e	Create new transitional housing for youth aging out of foster care, emergency shelter and homeless outreach activities.	e) OLDER YOUTH (1-24 mo) 30 units/10 years - Transitional Living Program opened July 2008. - Serves single parent with child. Implement Housing Program serving older youth ( <u>single adults ages 18 to 23</u> ) linked to case management, education, employment, transportation, and other supportive services.	Year 1-10  6 units/7 beds	1. Number of homeless youth that exit homelessness or avert homelessness as a result of this housing opportunity.  2. Number of homeless youth that exit Transitional Housing for permanent affordable housing.
<input checked="" type="checkbox"/>	Year 1 Outcomes: 9 homeless youth (2 children) entered Transitional Living Program (HUD) with appropriate supportive services. Year 2 will begin reporting exits from Transitional Living Program. <b>Year 2 Outcomes: 7 unaccompanied homeless youth entered the Transitional Living Program; 43% exited to independent affordable housing.</b>			
2.2	Create <i>Short-term Emergency Rental Assistance</i> combined with support services targeted to homeless families and homeless singles to facilitate rapid exits from homelessness and create a supported bridge back into the private housing market.	a) SHORT-TERM RENTAL ASSISTANCE - SINGLES & FAMILIES (1-12 mo): 1,400 units (\$3,500+/year)/10 years  Shallow rent program to serve as a "bridge" to provide stability and support rapid re-housing linked to case management and services.	Year 1-10 140 units annual	1. Number of homeless households that exit homelessness as a result of this housing opportunity.  2. Number of homeless who exit the program prior to six months for other permanent affordable housing.  3. Number of homeless who exit the program at 12 months for other permanent affordable housing.
<input checked="" type="checkbox"/>	Year 1 Outcomes: 228 persons (159 households) entered short-term rental assistance programs with supportive services. 31 households exited to rental house/apartment, 36 households obtained stable housing in the HELP program, and 1 exit to homeownership (inheritance). <b>Year 2 Outcomes: 218 persons (116 households) entered short-term rental assistance programs (HPRP Rapid Rehousing, CA Rent Assistance, and HELP); 96% exited to permanent housing.</b>			

## GOAL 2: MOVE PEOPLE INTO HOUSING

ID	TASK NAME	METHODS	START- END DATE	MEASURES OF IMPACT
2.3	Create new <i>Permanent Affordable Supportive Housing</i> units serving persons with disabilities.	45 units (1-bed)/10 years Section 811 Program	15 units – Year 3  15 units – Year 5  15 units – Year 7	1. Number of homeless households that exit homelessness as a result of this housing opportunity.  2. Rate of housing retention for participants in this housing program.
	 Year 1 Outcomes: Sequoia Mental Health Services Inc. was awarded \$1.8 million for a Section 811 project to construct 15 units affordable housing adjoining a mental health clinic. <b>Year 2 Outcomes: Construction will begin in Year 3 with occupancy in 2011.</b>			
2.4	Increase <i>Permanent Affordable Housing for Extremely Low Income</i> households (i.e. those earning less than or equal to 30% of Area Median Income)	a) Develop new and acquire rehab units, including Bridges To Housing.  50 units/10 years	Year 1-10  5 units annually	1. Number of homeless households that exit homelessness as a result of this housing opportunity.  2. Rate of housing retention for participants in this housing program.
	Year 1 Outcomes: 10 units serving persons at $\leq$ 30% AMI, Merlo Station Apartments under the development of Tualatin Valley Housing Partners. <b>Year 2 Outcomes: No progress.</b>			
2.5	Create a <i>Risk Mitigation Pool</i> of funding that can be accessed by landlords to cover property damage caused by homeless persons.	a) Allow 15 units above the current program (Ready to Rent).  b) Re-evaluate Program in Year 5.	Year 1 – 5	1. Number of housing units that are preserved in the homeless inventory and not lost when landlords cease their participation due to property damage.
	 Year 1 Outcomes: The HSSN Mental Health & Special Needs Subcommittee developed a pilot model that partners with an insurance company to fund renters insurance. In Year 2, will pursue funding in support of the model. <b>Year 2 Outcomes: No progress.</b>			

## GOAL 2: MOVE PEOPLE INTO HOUSING

ID	TASK NAME	METHODS	START- END DATE	MEASURES OF IMPACT
2.6	Identify resources to <i>Preserve Existing Inventory of Affordable and Supportive Housing.</i>	a) Strategic investments to acquire and preserve existing affordable units at risk of "going to market rate" 508 units.	Year 1-2 97 units Year 1 188 units Year 2	1. Number of housing units that are preserved in inventory to prevent homelessness.
2.6.b		b) County/City Tax Exemption Program: Coordinate discussion on program pursuant to ORS 307.540 to 307.548 to support affordable housing projects operated by non-profits that tailor rents to be affordable to 30% AMI.	Year 1-2	1. Number of housing units that are preserved in the homeless inventory.  2. Number of housing units that are added to inventory based on ability to support reduced rents.
	2.6 Year 1 Outcomes: 48 units at Garden Grove Apartments (Forest Grove) preserved by nonprofit located in Idaho. Remaining 49 units on hold due to poor bond market. Year 2 Outcomes: <b>140 units at Holly Tree and 48 units at Tarkington were identified in a CFC application submitted by the Housing Authority to Oregon Housing and Community Services; pending funding award.</b>			
	2.6.b Year 1 Outcomes: Preliminary discussion initiated with cities and county. Year 2 goals will be to continue discussions to identify areas of consensus. Year 2 Outcomes: <b>Presentations on proposed tax exemption policy were made to city and county officials.</b>			
2.7	Cultivate cooperative and stable <i>Relationships with Private Landlords</i> to enhance capacity for utilizing existing private housing market as "housers" of formerly homeless people.	a) Landlord Forums (2 forums annually)  b) Mailings  c) Brochures	Year 1-10	1. Number of landlords who participate as "housers" of homeless people.  2. Number of units brought into the homeless inventory.
	<input checked="" type="checkbox"/> Year 1 Outcomes: April 22, 2009, entitled "Saving Your Bottom Line" with 15 attendees. Year 2 Outcomes: <b>October 14, 2009, entitled "The Good, The Bad, and The Ugly" with 23 attendees. Included PGE presentation on energy savings program.</b>			

### GOAL 3: LINK PEOPLE TO APPROPRIATE SERVICES AND REMOVE BARRIERS

ID	TASK NAME	METHODS	START- END DATE	MEASURES OF IMPACT
3.1	Create a unified assessment system that refers families and singles to appropriate housing and service programs based on need and ability to become self-sufficient.	a) Define partnerships b) Develop intake system and universal assessment criteria. c) Develop systems change policy and educate community on process. d) Implement systems change to include new programs being on-board (e.g. – rental assistance, housing units, etc.).	Year 1  Year 2	1. Completed system plan/policy.  2. Number of homeless households that are matched with the most appropriate services and housing resources.
<input checked="" type="checkbox"/>	Year 1 Outcomes: Defined partners to incorporate the Screening and Assessment criteria form used by Bridges To Housing Program into the new ARRA Homeless Prevention and Rapid Re-housing Program intake process. <b>Year 2 Outcomes: Implemented screening tool unilaterally with Universal Point of Referral for At-Risk Tenancies (single-point entry system) performed at Community Action.</b>			
3.2	Improve and expand <i>Homeless Outreach and Engagement</i> with Services/ Housing for homeless and sheltered singles and families.	a) Develop Outreach partnerships and secure funding, e.g. JOIN model.  b) Implement a street outreach program with a permanent housing component (housing-first), e.g. JOIN model.	Year 1  Year 2-10	1. Number of unengaged, hard-to-reach homeless people who are brought into the service and housing network and engaged with supports that will help end their homeless status.
Year 1 Outcomes: <u>No progress.</u> <b>Year 2 Outcomes: No progress.</b>				

### GOAL 3: LINK PEOPLE TO APPROPRIATE SERVICES AND REMOVE BARRIERS

ID	TASK NAME	METHODS	START- END DATE	MEASURES OF IMPACT
3.3	Create an efficient and effective system for <i>Service Linkage for People who are Homeless</i> to include emergency shelter beds for single adults.	a) Location and project sponsor identified. b) Define project model; e.g. lease/own, rehab hotel/other, or new construction. c) Define funding and sustainability plan.	Year 1	1. Number of unengaged, hard-to-reach homeless people who are brought into the service and housing network and engaged with supports that will help end their homeless status.
3.3.d		d) Develop <u>One-Stop Resource Center</u> that includes: d.1) interim housing beds for homeless singles who are awaiting placement in permanent housing. d.2) day-center services (e.g. meals, showers, laundry, mail service, mainstream resources, email/internet access for employment search.	Year 2-10	1. Number of homeless individuals who resolve homelessness through participation in this resource/ 2. Number of homeless individuals who access emergency shelter bed services. 3. Number of homeless individuals who maintain engagement with supports while awaiting housing placement.
3.3.e		Expand services provided at Project Homeless Connect.	Year 1-10	1. Number of homeless individuals who access services at the "one-stop" resource event.
<p>3.3 Year 1 Outcomes: <u>No progress</u> Year 2 Outcomes: <b>HSSN Mental Health and Special Needs Subcommittee met (teleconference call) with Lone Star One-Stop in Arizona and the Transitional Access in Portland, Oregon. Discussion on developing the model for Washington County, efforts to secure a project sponsor/developer, and funding.</b></p>				
<p>3.3.e – Project Homeless Connect Baseline Data: 224 homeless interviewed, January 30, 2008 Year 1 Outcomes: 444 homeless interviewed, January 28, 2009 Year 2 Outcomes: <b>421 homeless interviewed, January 27, 2010</b></p>				
3.4	Increase access to case management and supportive services for clients receiving rental assistance.	a) Establish flexible supportive service funds in support of programs linked to housing.  Services may include: -Case Management -FTE positions -Transportation for Clients -Child Care	Year 1-10	1. Number of homeless individuals who resolve homelessness through participation in this resource.
<p>Year 1 Outcomes: 439 newly served adults Year 2 Outcomes: <b>507 newly served adults</b></p>				


### **GOAL 3: LINK PEOPLE TO APPROPRIATE SERVICES AND REMOVE BARRIERS**

ID	TASK NAME	METHODS	START- END DATE	MEASURES OF IMPACT
3.5	Develop a permanent online <i>Local Homeless Resources Roadmap</i> (e.g. local directory) of all services and housing available in Washington County to be utilized by homeless persons, service providers, and the public.	a) Expand upon existing information referral websites and link software technology between <a href="http://www.thebeehive.org">www.thebeehive.org</a> and <a href="http://www.211info.org">www.211info.org</a> websites. b) Create custom homepage to "bridge" websites. c) Provide outreach and education on the new website.	Year 1-2	1. Number of homeless individuals who resolve homelessness through participation in this resource.
<p>Year 1 Outcomes: One Economy has completed the software platform that links information from 211info to TheBeehive websites. Awaiting state-wide 211info technologies upgrade completion.  <b>Year 2 Outcomes: Project tabled for future development.</b></p>				
3.6	Expand Homeless Service Systems Collaboration with the <i>Veteran's Administration</i> and community-based agencies to increase access and utilization of federal VA resources by people who are homeless.	a) Develop local Veteran program to include housing, case management and employment. b) Offer resources to Veterans to include Veterans Industries and Central City Concerns programs.	Year 1-10	1. Number of homeless individuals who resolve homelessness through participation in this resource.
<input checked="" type="checkbox"/>	<p>Year 1 Outcomes: Veterans Administration Mobile Outreach Worker linked with local Disability, Aging and Veteran Services to perform outreach to homeless veterans and refer to VA services.  <b>Year 2 Outcomes: Housing Authority of Washington County was awarded 25 vouchers for homeless veterans effective June 2010. Lease-up of units will occur in Year 3.</b></p>			
3.7	Increase <i>Child Care for Homeless Children</i> resources.	a) Provide child care funds to leverage the Bridges To Housing Program.  b) Integrate access to child care into homeless programs through the Employment Related Day Care Program.	Year 1-10	1. Number of homeless households who resolve homelessness through participation in this resource.
<input checked="" type="checkbox"/>	<p>Year 1 Outcomes: 2 households participating in the Bridges To Housing program received child care services to support parent job search/employment opportunities.  <b>Year 2 Outcomes: 18 households participating in HopeSpring Transitional Program and 2 households participating in Bridges To Housing received child care services to support parent job search/employment.</b></p>			

### GOAL 3: LINK PEOPLE TO APPROPRIATE SERVICES AND REMOVE BARRIERS

ID	TASK NAME	METHODS	START- END DATE	MEASURES OF IMPACT
3.8	Increase <i>Transportation</i> resources serving homeless persons.	a) Identify transportation resource partners  b) Investigate resources that can be targeted to homeless persons.  c) Distribute listing of transportation resources to homeless advocates and service providers. Link resource data to online One-Stop Resource Roadmap and maintain data quality.	Year 1          Year 2	1. Number of homeless households who resolve homelessness through participation in this resource.
<input checked="" type="checkbox"/>	Year 1 Outcomes: Presentation at the October 2008 HSSN meeting regarding <i>Rise Wise</i> and <i>Ride Connection</i> programs. Data was not collected on how many homeless persons access these two programs. Year 2 Outcomes: <b>211info Information and Referral Agency is the source for maintaining resource contacts. A list of resources was emailed to HSSN.</b>			
3.9	Establish closer <i>Links Between Housing Programs and Food and Nutrition Programs</i> .	a) Identify housing sites with target populations of low-income and formerly homeless persons and expand program to reach those populations.	Year 1-10	1. Number of homeless persons for whom emergency needs are met through access to this resource.
<input checked="" type="checkbox"/>	Baseline Data: 127,000 meals served in 2007 Year 1 Outcomes: 209,743 meals served in 2008 Year 2 Outcomes: <b>220,017 meals served in 2009</b>			
3.10	Develop and implement a <i>Unified Housing Screening Policy</i> that will reduce barriers to access housing by homeless persons.	a) Develop policy and procedures tied to Risk Mitigation Pool strategy. b) Implement policy.	Year 1       Year 2-10	1. Number of homeless individuals who resolve homelessness through participation in this resource.
Year 1 Outcomes: The HSSN Mental Health and Special Needs Subcommittee is reviewing models and national best practices. Year 2 Outcomes: <b>No progress.</b>				

## GOAL 4: INCREASE INCOME SUPPORT AND ECONOMIC OPPORTUNITIES

ID	TASK NAME	METHODS	START- END DATE	MEASURES OF IMPACT
4.1	<i>Increase Income Self-sufficiency</i> through a housing rental assistance, employment and mental health services model focused on Housing and Employment Linking Partnership (HELP Program).	<p>a) Sustain program through new funding resources to include foundation, business, community, and public partnerships. United Way funding expires 6-30-2009.</p> <p>b) Expand HELP Program from 75 clients to 150 clients annually and offer program in two locations.</p>	Year 1	<p>1. Number of homeless households that increase their income making it more feasible to exit homelessness.</p> <p>2. Number of homeless households that exit the program into permanent affordable housing.</p>
<p>Baseline Data: 75 clients            Year 1 Outcomes: 66 clients  <b>Year 2 Outcomes: 84 clients</b></p> <p> <b>NOTE: This is the last year of the program as sustainable funding was not secured. By September 2010, clients will either graduate from the program or transition to other program.</b></p>				
4.2	<i>Increase Income Self-sufficiency</i> for persons with disabilities and persons who experience significant barriers in obtaining and retaining employment.	<p>a) Sustain Supported Employment Program for individuals with severe mental illness, an inter-agency partnership that brings together resources to help homeless individuals obtain and keep a job.</p> <p>b) Develop Supported Employment Program model for individuals experiencing barriers to obtain and retain employment; e.g. – community corrections.</p> <p>c) Attract employers with assurance of job-based support (Job Coach) for homeless employees.</p>	<p>Year 1-10</p> <p>Year 2-10</p>	<p>1. Increase the likelihood that formerly homeless obtain and retain employment, can afford housing costs, and avoid future episodes of homelessness.</p>
<p>Year 1 Outcomes: 267 total = 106 clients LifeWorks NW, 57 clients Luke-Dorf, Inc., 104 clients Sequoia Mental Health Services.</p> <p><input checked="" type="checkbox"/> <b>Year 2 Outcomes: 232 total = 90 clients LifeWorks NW, 71 clients Luke-Dorf, Inc., and 71 clients Sequoia Mental Health Services.</b></p>				

## GOAL 4: INCREASE INCOME SUPPORT AND ECONOMIC OPPORTUNITIES

ID	TASK NAME	METHODS	START- END DATE	MEASURES OF IMPACT
4.3	Reduce Barriers in Accessing SSI/SSDI benefits for people who are homeless.	<p>a) Identify SSI/SSDI point of contact per agency that will complete applications and receive ongoing training provided by SSA. Provide training to case workers and advocates.</p> <p>b) To improve efficiencies in filing applications, resulting in a reduction of appeals and delay in benefits, work with OR-DHS to provide SSI/SSDI Outreach, Access and Recovery (SOAR) training to service providers in Washington County.</p> <p>c) Identify and implement SSI/SSDI application specialists who function as a core team in preparing and processing SSI/SSDI applications. Recommend members of the team include Jail and Hospitals to assist individuals prior to release.</p>	Year 1-10	1. Number of homeless households that increase their income and access Medicaid making it more feasible to exit homelessness.
4.3.c			Year 2-10	
<input checked="" type="checkbox"/>	<p>Year 1 Outcomes: Social Security Administration provided training to case workers: 11/2008 SSI Basics, T2 and SSI Benefits (30 attendees); 5/2009 SSI Basics, T2/T16 Comparison (60 attendees).</p> <p><b>Year 2 Outcomes: Training on 11/18/2009 on Social Security Work Incentive Program and SSI Basics (40 attendees); SSI/SSDI for Veterans and SSI Basics (15 attendees).</b></p>			
4.4	Implement strategies identified and develop new Income Support Initiatives and Partnership.	a) Develop a HSSN Income Subcommittee chartered to carry for the strategies of this plan for implementation and create new initiatives and strategies to address current needs of the homeless within current economic climate.	Year 1	<p>1. Formation of the Subcommittee.</p> <p>2. Successful implementation of strategies and development of new strategies and system to enhance employment opportunities.</p>
<input checked="" type="checkbox"/>	<p>Year 1 Outcomes: <b>HSSN Income Subcommittee formed to include public and nonprofit representations, meetings are held quarterly.</b></p>			

## GOAL 5: EXPAND DATA COLLECTION

ID	TASK NAME	METHODS	START- END DATE	MEASURES OF IMPACT
5.1	<i>Expand the # of Homeless Management Information System (HMIS) Users to ensure a comprehensive data compilation of homeless persons accessing services.</i>	a) Implement requirement that all projects associated with strategies outlined in this plan participate in HMIS.	Year 1-10	1. Extent of compliance with this requirement.
<input checked="" type="checkbox"/>	Baseline Data: 10 User License Agencies Year 1 Outcomes: 11 User License Agencies <b>Year 2 Outcomes: 12 User License Agencies</b>			
5.2	<i>Expand the HMIS Data Collection Variables to include activities identified in the Washington County 10-Year Plan to End Homelessness will be reported to the county's Continuum of Care governance body.</i>	a) Implementation of the 10-Year Plan activities through the HSSN, to include HMIS reporting. b) Information sharing on best practices, local efforts, and program outcomes.	Year 1-10	1. Extent of variables that are tracked by HMIS.
<input checked="" type="checkbox"/>	Year 1 Outcomes: HMIS used to ensure non-duplication in 2009 point-in-time homeless count. HMIS data used to prepare the Year 1 Homeless Assessment Report for the 10-Year Plan. <b>Year 2 Outcomes: HMIS quality standards are improving. Data used to complete Project Homeless Connect homeless interviews, the Point-In-Time Homeless Count, the national Annual Homeless Assessment Report (AHAR) to Congress, and the local Homeless Assessment Report for Year 2.</b>			
5.3	<i>Annual analysis on Intervention Impact of Programs and Systems for consideration of continued implementation and/or re-model of programs to better meet needs of homeless persons.</i>	a) Develop a 10-Year Plan Advisory Committee. b) Develop and implement Criteria Evaluation process.	Year 1-10	1. Extent of data analysis produced.
<input checked="" type="checkbox"/>	Year 1 Outcomes: Homeless Plan Advisory Committee (HPAC) formed and appointed by the Board of County Commissioners December 16, 2008. <a href="http://www.co.washington.or.us/Housing/upload/3a-BC-HPAC-Bylaws-2-3-2009-FINAL.pdf">http://www.co.washington.or.us/Housing/upload/3a-BC-HPAC-Bylaws-2-3-2009-FINAL.pdf</a> <b>Year 2 Outcomes: HPAC convened 9/17/2009, 1/21/2010, and 4/22/2010 to receive reports on 10-Year Plan implementation, address funding resources, and prioritize/champion strategies.</b>			
5.4	<i>Increase US Congressional Awareness of local homelessness through participation in national reporting efforts to include submitting local data for use in the Annual Homeless Assessment Report (AHAR).</i>	a) Participate in AHAR. b) Brief HSSN on AHAR data analysis.	Year 1-10	1. Extent of compliance with this requirement.
<input checked="" type="checkbox"/>	Year 1 Outcomes: Participated in Annual Homeless Assessment Report (AHAR) to Congress. First time participation from Washington County. To view a copy of the AHAR prepared by HUD, visit <a href="http://www.hudhre.info/documents/4thHomelessAssessmentReport.pdf">http://www.hudhre.info/documents/4thHomelessAssessmentReport.pdf</a> <b>Year 2 Outcomes: Participated in AHAR to Congress. To view a copy of the AHAR, visit <a href="http://www.hudhre.info/documents/5thHomelessAssessmentReport.pdf">http://www.hudhre.info/documents/5thHomelessAssessmentReport.pdf</a></b>			

## GOAL 5: EXPAND DATA COLLECTION

ID	TASK NAME	METHODS	START- END DATE	MEASURES OF IMPACT
5.5	Use <i>Homeless Data Collection</i> identify and develop annual 10-Year Plan goals and action steps.	a) Annual goals defined and action steps developed for implementation.	Year 1-10	1. Extent of data analysis produced.
<input checked="" type="checkbox"/>	Year 1 Outcomes: HSSN adopted annual Work Plan in support of the 10-Year Plan. <a href="http://www.co.washington.or.us/Housing/10-year-plan-to-end-homelessness.cfm">http://www.co.washington.or.us/Housing/10-year-plan-to-end-homelessness.cfm</a> Year 2 Outcomes: HSSN adopted annual Work Plan with year-end status. <a href="http://www.co.washington.or.us/Housing/upload/2_Yr_Work_Plan_2009_2010.pdf">http://www.co.washington.or.us/Housing/upload/2_Yr_Work_Plan_2009_2010.pdf</a>			

## GOAL 6: IMPLEMENT PUBLIC EDUCATION ON HOMELESSNESS

ID	TASK NAME	METHODS	START- END DATE	MEASURES OF IMPACT
6.	Create new and build upon current community-based citizen, private, public and nonprofit <i>Community Partnerships to End Homelessness</i> .	a) Presentation at public forums, Chamber of Commerce, and Media.	Year 1-10	1. Extent of volunteerism and citizen group activism to address homelessness.
<input checked="" type="checkbox"/>	Year 1 Outcomes: Presentation to the Public Affairs Forum on 10-Year Plan (11/24/2008). Oregonian article on the 10-Year Plan – A Roof Over Every Head (6/11/2009). Year 2 Outcomes: <b>Presentation on homelessness to Hillsboro Police, Calvin Lutheran Church (Tigard) and Community Organizations Active (COAD) in Disaster on homelessness, the CoC, and Severe Weather Shelter Program.</b>			
6.2	Provide annual <i>Update on 10-Year Plan</i> activities, outcomes and homeless data trends to local governments and make available to the public.	a) Fiscal year-end report prepared and presented to local government and Leadership Focus Group. b) Post on county website. c) Present to HSSN.	Year 1-10	1. Extent to which reports are produced and disseminated on schedule.
<input checked="" type="checkbox"/>	Year 1 Outcomes: Quarterly Reports posted on website. 2009 Homeless Assessment Report – Year 1: A Summary of Outcomes and Challenges (publication to occur 9/2009) <a href="http://www.co.washington.or.us/Housing/10-year-plan-to-end-homelessness.cfm">http://www.co.washington.or.us/Housing/10-year-plan-to-end-homelessness.cfm</a> Year 2 Outcomes: <b>Work Plan reports are updated quarterly by the HSSN. The quarterly reports and 2010 Homeless Assessment Report are available online at <a href="http://www.co.washington.or.us/Housing/10-year-plan-to-end-homelessness.cfm">http://www.co.washington.or.us/Housing/10-year-plan-to-end-homelessness.cfm</a></b>			
6.3	Develop a <i>Public Education Campaign</i> to de-mystify homelessness.	a) Conduct homeless forum and roundtable discussions with elected officials and leaders of the community.	Year 1-10	1. Number of public events and level of participation.
<input checked="" type="checkbox"/>	Year 1 Outcomes: Interfaith Committee on Homelessness hosted west-county forum to address gaps in resources (5/30/2009) Year 2 Outcomes: <b>Times Are Tough: Become Equipped to Respond Forum with 150 attendees (9/26/2009); Oregon Interfaith Summit on Homeless Children and Families with 250 attendees (6/24/2010).</b>			

(Blank Page)

# Appendix B

Oregon Department of Education  
**Oregon Student Homelessness**

**Definitions of Homeless Children and Youth..... 39**

**Homeless Students by School District (Washington County) ..... 40**

**Homeless Students in Oregon..... 41**

## HOMELESS STUDENTS IN WASHINGTON COUNTY SCHOOLS

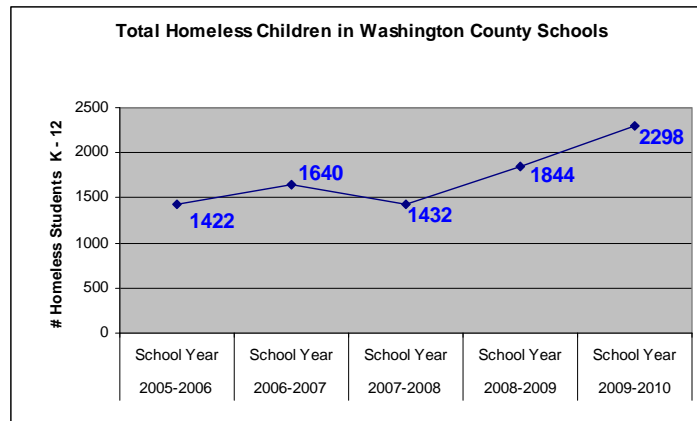
### Definitions of Homeless Children and Youth

The Education for Homeless Children and Youth (EHCY) program is part of the No Child Left Behind Act and is more commonly called “the McKinney-Vento Homeless Education Program”. Each school district is required to have a McKinney-Vento Homeless Liaison to assist children and youth experiencing homelessness to enroll in, attend, and succeed in school. Liaisons ensure students are enrolled in school, have the supplies they need and provide referrals to the community services for shelter, health care and counseling. This effort includes data reporting to state and federal officials.

*As provided by the McKinney-Vento Homeless Student Liaison, the data below reflects those homeless children and youth (Kindergarten through 12 grade) who lack a fixed, regular and adequate nighttime residence, and includes children and youth who:*

- *are sharing the housing of other persons (“doubled-up”) due to loss of housing, economic hardship, or a similar reason;*
- *are living in motels, hotels, trailer parks, or camping grounds due to the lack of adequate alternative accommodations;*
- *are living in emergency or transitional shelters;*
- *are abandoned in hospitals; or*
- *are awaiting foster care placement;*
- *have a primary nighttime residence that is a public or private place not designed for or ordinarily used as a regular sleeping accommodation for human beings;*
- *are living in vehicles, parks, public spaces, abandoned buildings, substandard housing, bus or train stations, or similar settings; and*
- *are migrant children and youth (as defined under NCLB Title IC – Migrant Education) who qualify as homeless for the purposes of this subtitle because the children are living in circumstances described above.*

The Oregon Department of Education reports the following homeless students in Washington County:



*Source: Oregon Department of Education, September 2010*

## Homeless Students by School District (Washington County)

HOMELESS STUDENT COUNT (K-12): SCHOOL YEAR 2009-2010  
Total = 2,298 students in Washington County

The Oregon Department of Education reports Beaverton School District has the highest number of homeless students in the state for school year 2009-2010. A reduction in student homelessness is reported in the Banks and Tigard-Tualatin school districts.

School District	2005-2006	2006-2007	2007-2008	2008-2009	2009-2010
	School Year	School Year	School Year	School Year	School Year
	<b>1,422</b>	<b>1,640</b>	<b>1,432</b>	<b>1,844</b>	<b>2,298</b>
Banks	5	2	0	5	2
Beaverton	702	1,093	973	1,114	1,580
Forest Grove	116	75	66	104	146
Gaston	1	7	8	13	14
Hillsboro	501	387	310	403	403
Sherwood	20	18	34	35	60
Tigard-Tualatin	77	58	41	170	93

Source: Oregon Department of Education, September 2010

### Homelessness as a percent (%) of School District total Student Enrollment

School District	2008-2009	2008-2009	% Homeless	2009-10	2009-10	% Homeless
	School Year – Total Enrollment	School Year (Homeless)		School Year – Total Enrollment	School Year (Homeless)	
	<b>83,085</b>	<b>1,844</b>		<b>83,961</b>	<b>2,298</b>	
Banks	1,189	5	0.40%	1,190	2	0.17%
Beaverton	37,567	1,114	3.00%	37,950	1,580	4.16%
Forest Grove	5,857	104	1.80%	6,195	146	2.36%
Gaston	462	13	2.80%	478	14	2.93%
Hillsboro	20,000	403	2.00%	20,714	403	1.95%
Sherwood	5,415	35	0.60%	4,748	60	1.26%
Tigard-Tualatin	12,595	170	1.30%	12,686	93	0.73%

### Tri-County Comparison

County	2008-2009	2009-2010	%
	School Year	School Year	+ / -
Clackamas	1,072	1,283	20%
Washington	1,844	2,298	25%
Multnomah	3,137	2,897	-8%

## Homeless Students in Oregon

HOMELESS STUDENT COUNT (K-12): SCHOOL YEAR 2009-2010

Total = 19,040 students in Oregon

The following is a summary of school districts in Oregon reporting greater than 500 students homeless within the district.

School Districts With More Than ≥ 500 Students Homeless	2009-2010 Homeless Student Count: Hi to Low
1. Beaverton SD 48J	1,580
2. Medford SD 549C	1,139
3. Portland SD 1J	1,043
4. Salem-Keizer SD 24J	822
5. Bend-LaPine SD 1	799
6. Reynolds SD 7	754
7. Eugene SD 4J	601
8. David Douglas SD 40	517

Source: Oregon Department of Education, September 2010

### Number of Homeless Students in Oregon by School Year

2003-04	8,143
2004-05	11,294
2005-06	13,159
2006-07	15,517
2007-08	15,859
2008-09	18,051
2009-10	19,040

Source: Oregon Department of Education