

Exhibit 1.1 Estimated Homeless Counts during a One-Year Period¹

Reporting Year: 10/1/2016 - 9/30/2017

Site: Washington County, OR

	Veterans in Families in Emergency Shelters	Veterans in Families in Transitional Housing	Veterans in Families in Permanent Supportive Housing	Veterans in Emergency Shelters	Veterans in Transitional Housing	Veterans in Permanent Supportive Housing	Estimated Total Number of Homeless Veterans Across Reporting Categories*
Total Estimated Yearly Count²							
<i>Estimated Total Count for Period</i>	17	27			112	100	256
Point-in-Time Counts³							
<i>Estimated Total on an Average Night</i>	7	21			44	88	160
On a single night in...							
<i>October 2016</i>	8	16			39	89	152
<i>January 2017</i>	8	19			41	88	137
<i>April 2017</i>	7	22			48	89	166
<i>July 2017</i>	6	24			49	87	166
Number of Families⁴							
<i>1 year count (October 1-September 30)</i>	17	27					
Point-in-Time Counts⁵							
<i>October 29, 2016</i>	8	16					
<i>January 28, 2017</i>	8	19					
<i>April 29, 2017</i>	7	22					
<i>July 29, 2017</i>	6	24					
Estimated Counts by Household Type⁸							
<i>Individual adult male</i>							
<i>Individual adult female</i>							
<i>Adult in family, with child(ren)</i>							
<i>Households with only adults</i>							
<i>Missing this information</i>							

Exhibit 1.3 Estimated Homeless Counts: Point in Time Counts

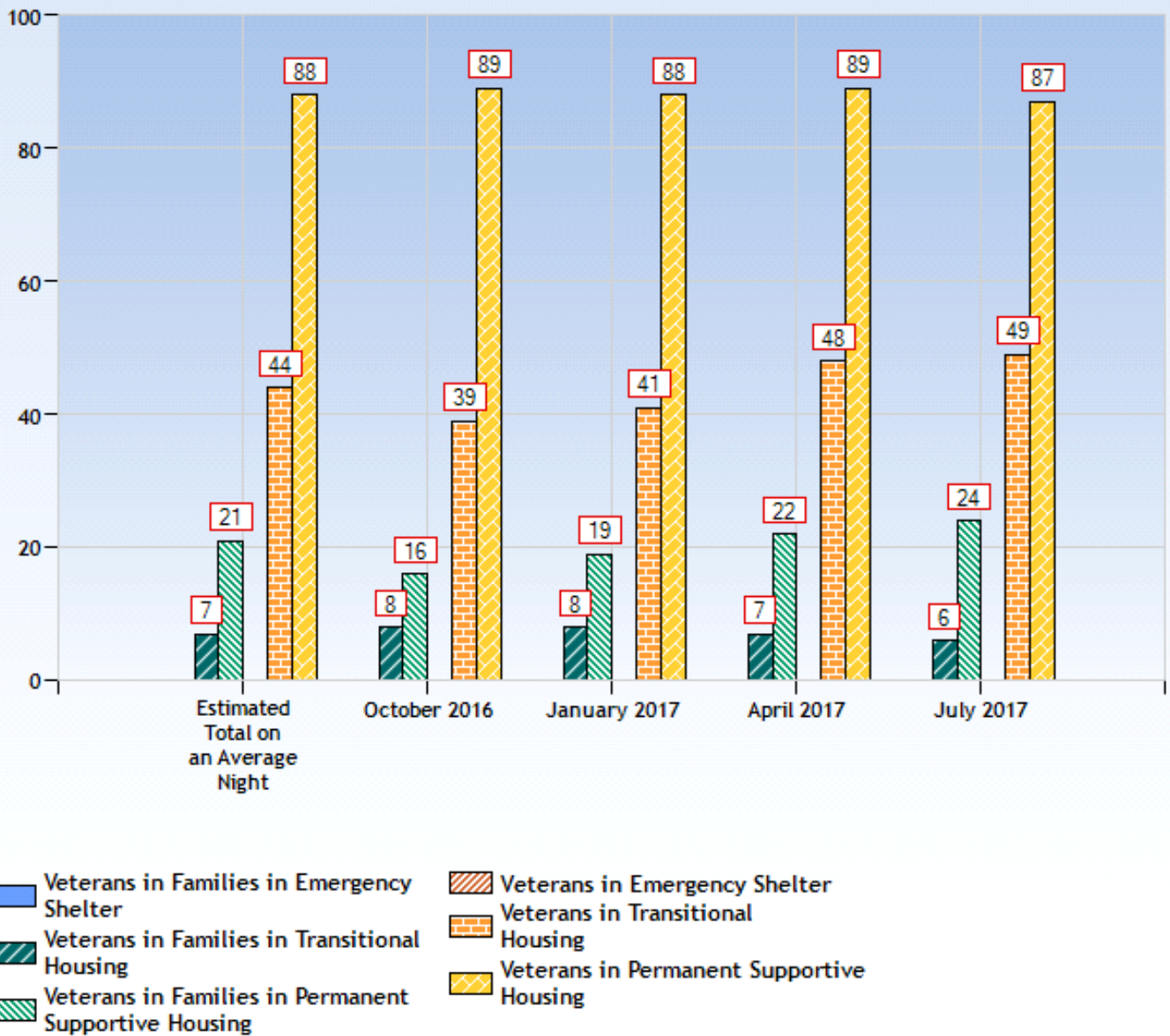


Exhibit 3.1 Demographic Characteristics of Sheltered Homeless Veterans

Reporting Year: 10/1/2016 - 9/30/2017

Site: Washington County, OR

Characteristics	Veterans in Families in Emergency Shelters	Veterans in Families in Transitional Housing	Veterans in Families in Permanent Supportive Housing	Veterans in Emergency Shelters	Veterans in Transitional Housing	Veterans in Permanent Supportive Housing
Number of Sheltered Homeless Veterans¹	2	17	27	0	112	100
Gender of Adults						
<i>Female</i>	0%	12%	26%		6%	10%
<i>Male</i>	100%	88%	74%		94%	90%
<i>Unknown</i>	0%	0%	0%		0%	0%
Ethnicity						
<i>Non-Hispanic/non-Latino</i>	100%	88%	93%		94%	96%
<i>Hispanic/Latino</i>	0%	12%	7%			4%
<i>Unknown</i>	0%	0%	0%		0%	0%
Race						
<i>White, non-Hispanic/non-Latino</i>	50%	59%	89%		71%	83%
<i>White, Hispanic/Latino</i>	0%	6%	7%		4%	4%
<i>Black or African American</i>	0%	6%	4%		14%	5%
<i>Asian</i>	0%	0%	0%		2%	2%
<i>American Indian or Alaska Native</i>	50%	6%	0%		1%	1%
<i>Native Hawaiian or other Pacific Islander</i>	0%	0%	0%		2%	0%
<i>Several races</i>	0%	24%	0%		7%	5%
<i>Unknown</i>	0%	0%	0%		0%	0%
Age						
<i>18 to 24</i>	0%	0%	0%		1%	0%
<i>25 to 30</i>	0%	6%	11%		4%	2%
<i>31 to 50</i>	100%	71%	67%		27%	22%
<i>51 to 61</i>	0%	24%	22%		51%	40%
<i>62 and older</i>	0%	0%	0%		17%	36%
<i>Unknown</i>	0%	0%	0%		0%	0%

Characteristics	Veterans in Families in Emergency Shelters	Veterans in Families in Transitional Housing	Veterans in Families in Permanent Supportive Housing	Veterans in Emergency Shelters	Veterans in Transitional Housing	Veterans in Permanent Supportive Housing
Veterans by Household Size						
<i>1 veteran</i>	100%	100%	100%		100%	100%
<i>2 veterans</i>	0%	0%	0%		0%	0%
<i>3 veterans</i>	0%	0%	0%		0%	0%
<i>4 veterans</i>	0%	0%	0%		0%	0%
<i>5 or more veterans</i>	0%	0%	0%		0%	0%
<i>Unknown</i>	0%	0%	0%		0%	0%
Disabled (adults only)						
<i>Yes</i>	0%	24%	74%		46%	83%
<i>No</i>	100%	76%	26%		54%	17%
<i>Unknown</i>	0%	0%	0%		0%	0%

¹ This is the number of sheltered homeless veterans from your community's raw data. These numbers do not include veterans that are served by "victim service providers," including rape crisis centers, battered women's shelters, domestic violence transitional housing programs, and other programs whose primary mission is to provide services to victims of domestic violence, dating violence, sexual assault, or stalking.

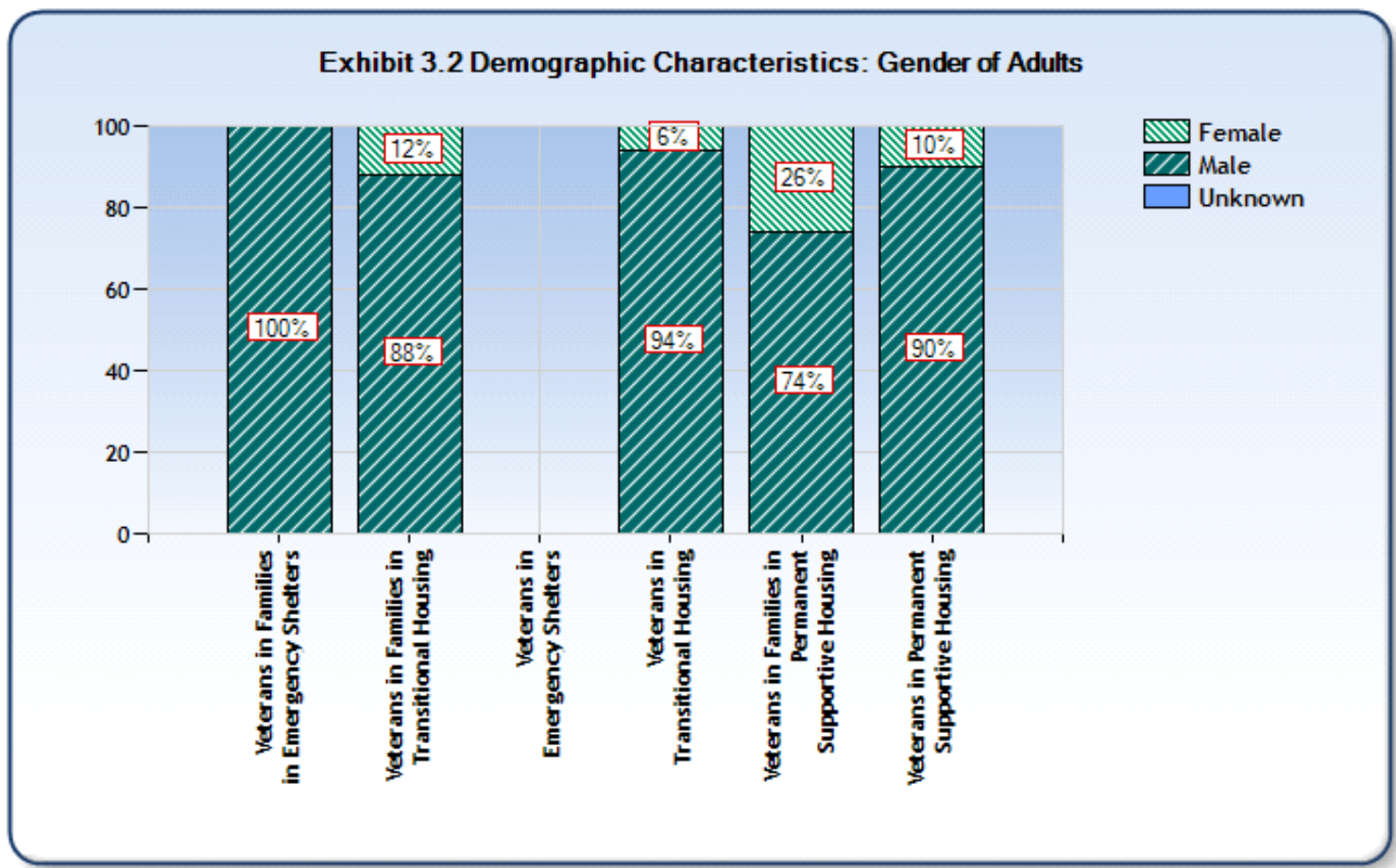


Exhibit 3.3 Demographic Characteristics: Gender of Children




Exhibit 3.4 Demographic Characteristics: Race of Veterans in Families in Emergency Shelter

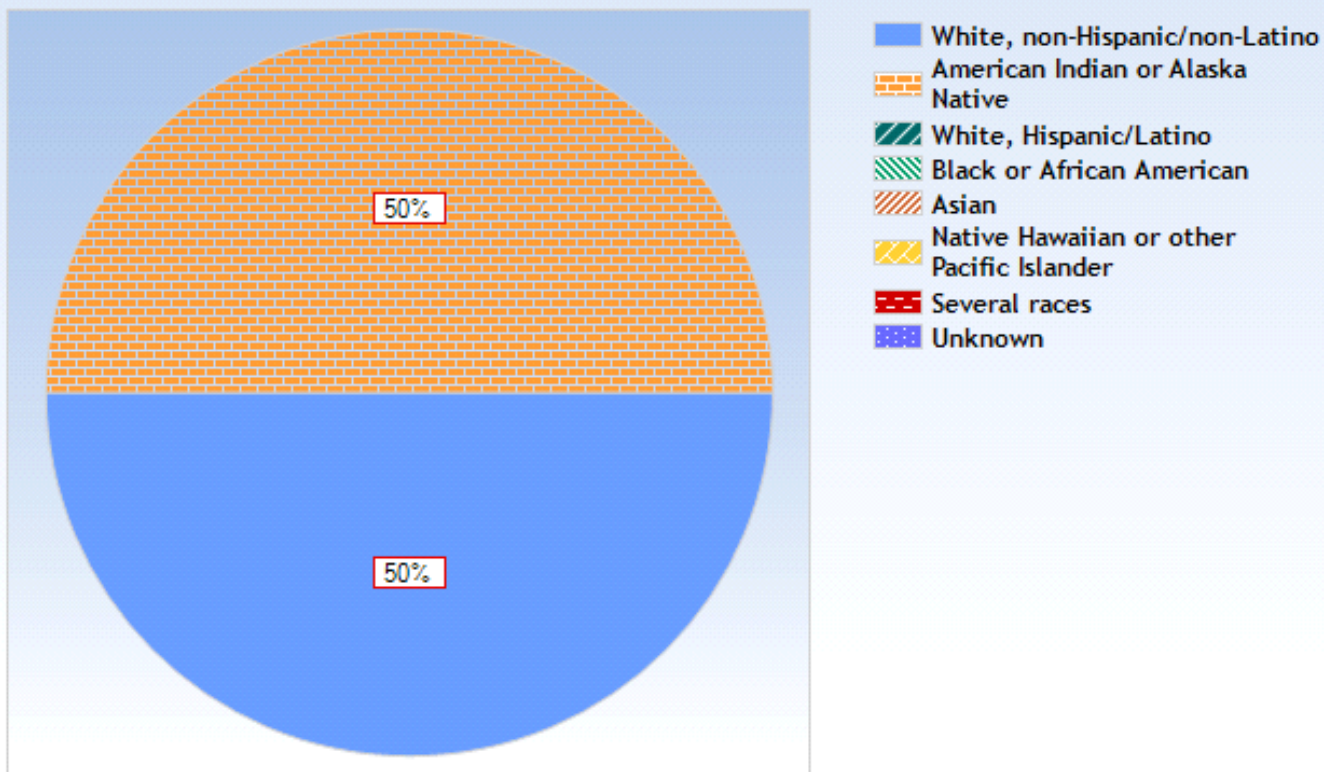


Exhibit 3.5 Demographic Characteristics: Race of Veterans in Families in Transitional Housing

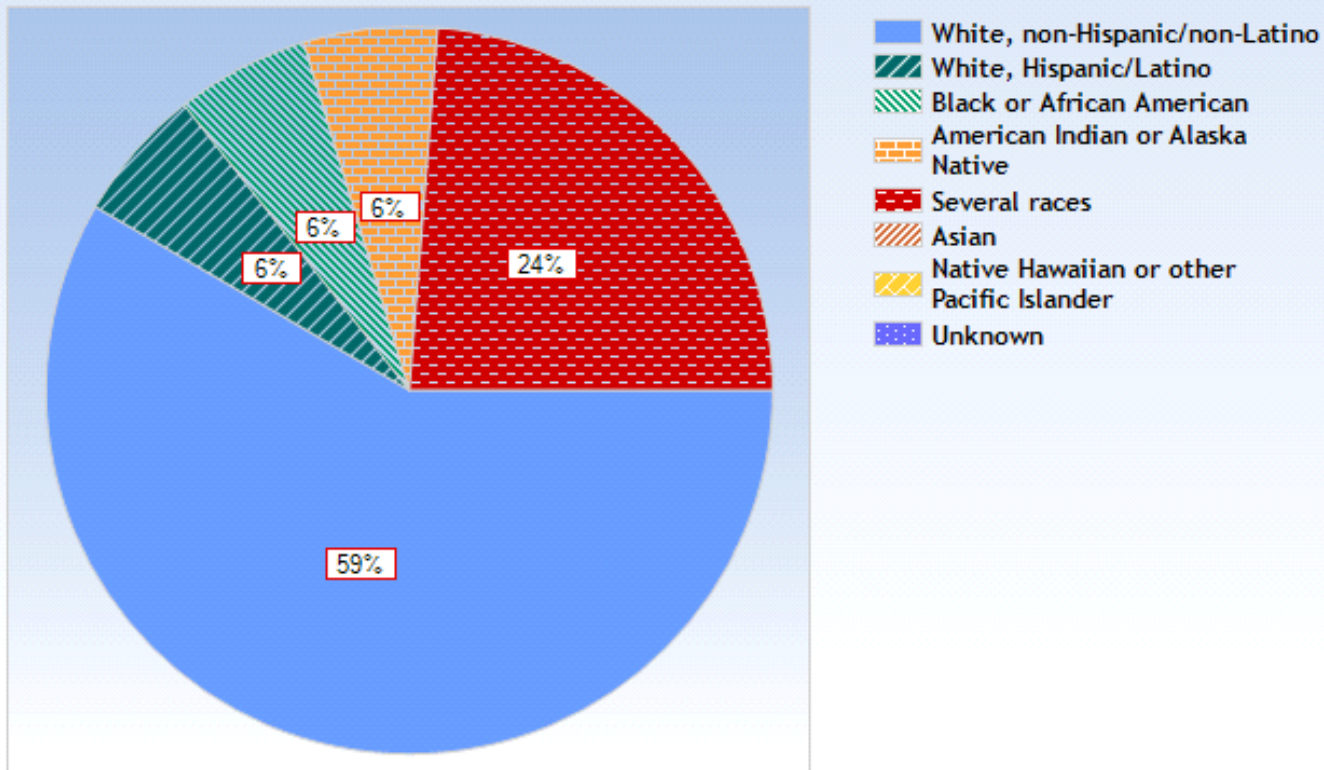


Exhibit 3.6 Demographic Characteristics: Race of Veterans in Families in Permanent Supportive Housing

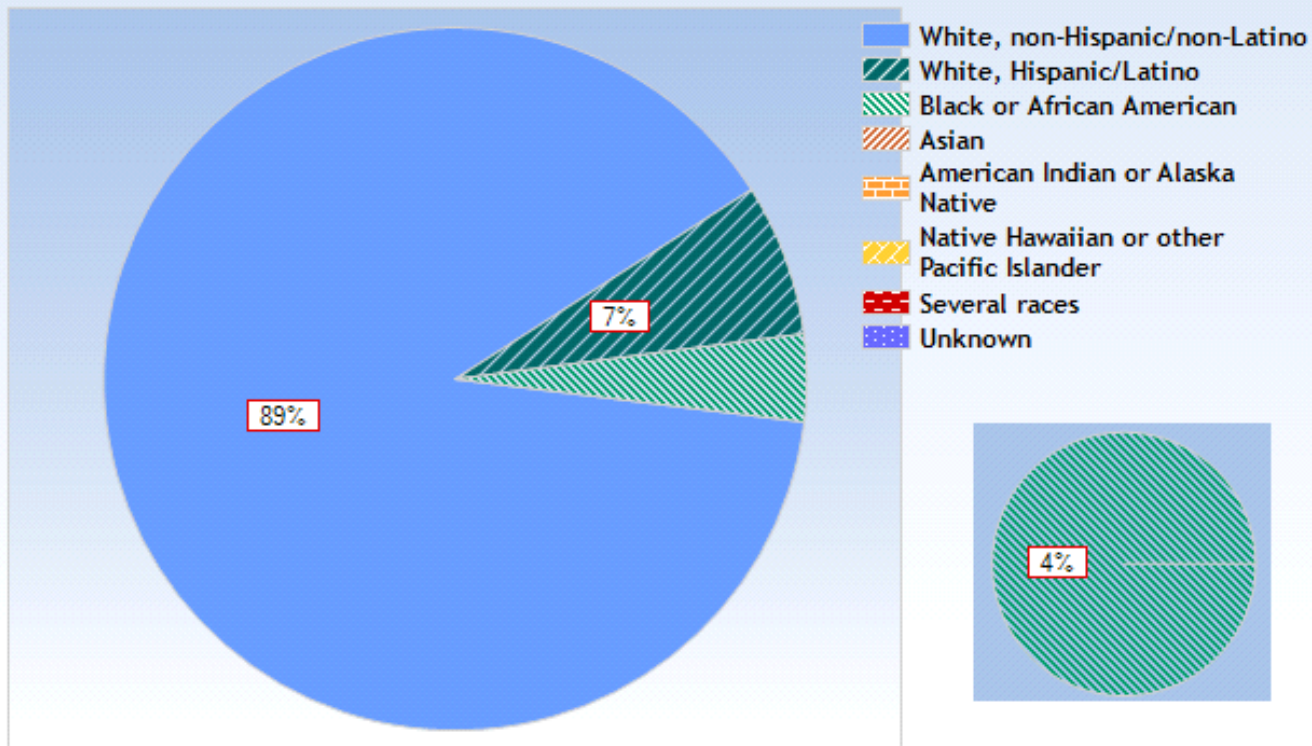
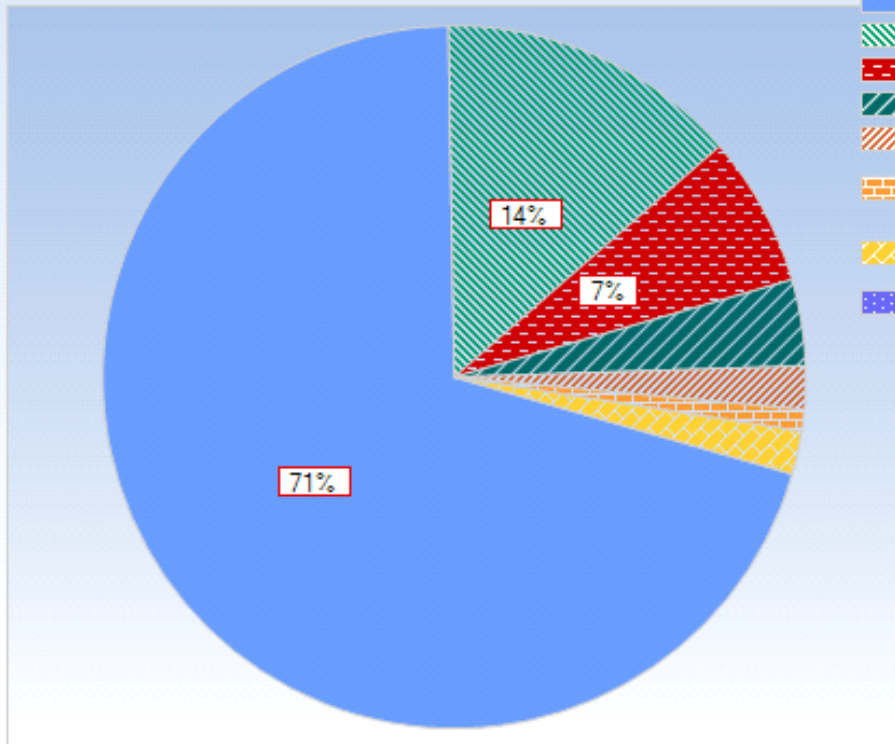


Exhibit 3.7 Demographic Characteristics: Race of Veterans in Emergency Shelter



- White, non-Hispanic/non-Latino
- White, Hispanic/Latino
- Black or African American
- Asian
- American Indian or Alaska Native
- Native Hawaiian or other Pacific Islander
- Several races
- Unknown

Exhibit 3.8 Demographic Characteristics: Race of Veterans in Transitional Housing



- White, non-Hispanic/non-Latino
- Black or African American
- Several races
- White, Hispanic/Latino
- Asian
- American Indian or Alaska Native
- Native Hawaiian or other Pacific Islander
- Unknown

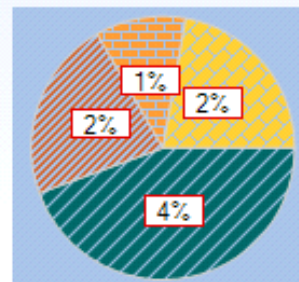


Exhibit 3.9 Demographic Characteristics: Race of Veterans in Permanent Supportive Housing

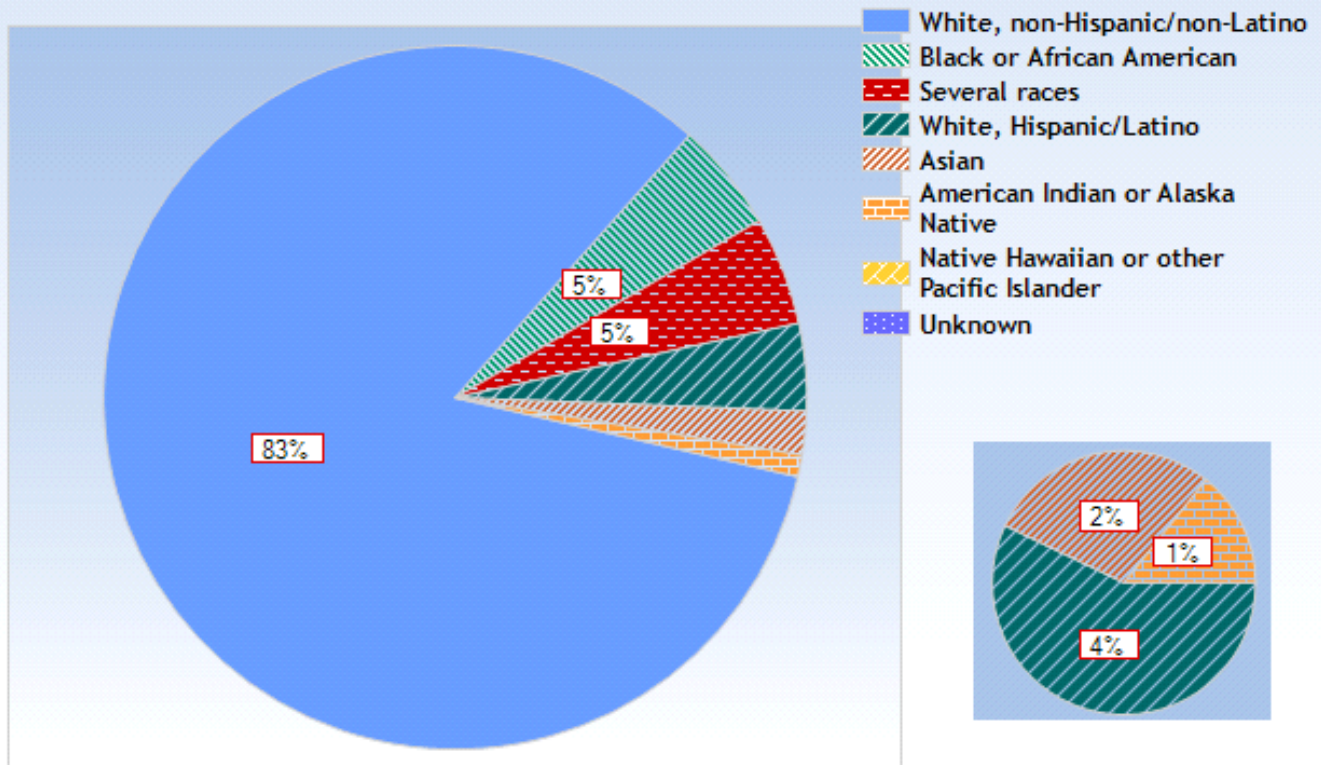


Exhibit 3.10 Race

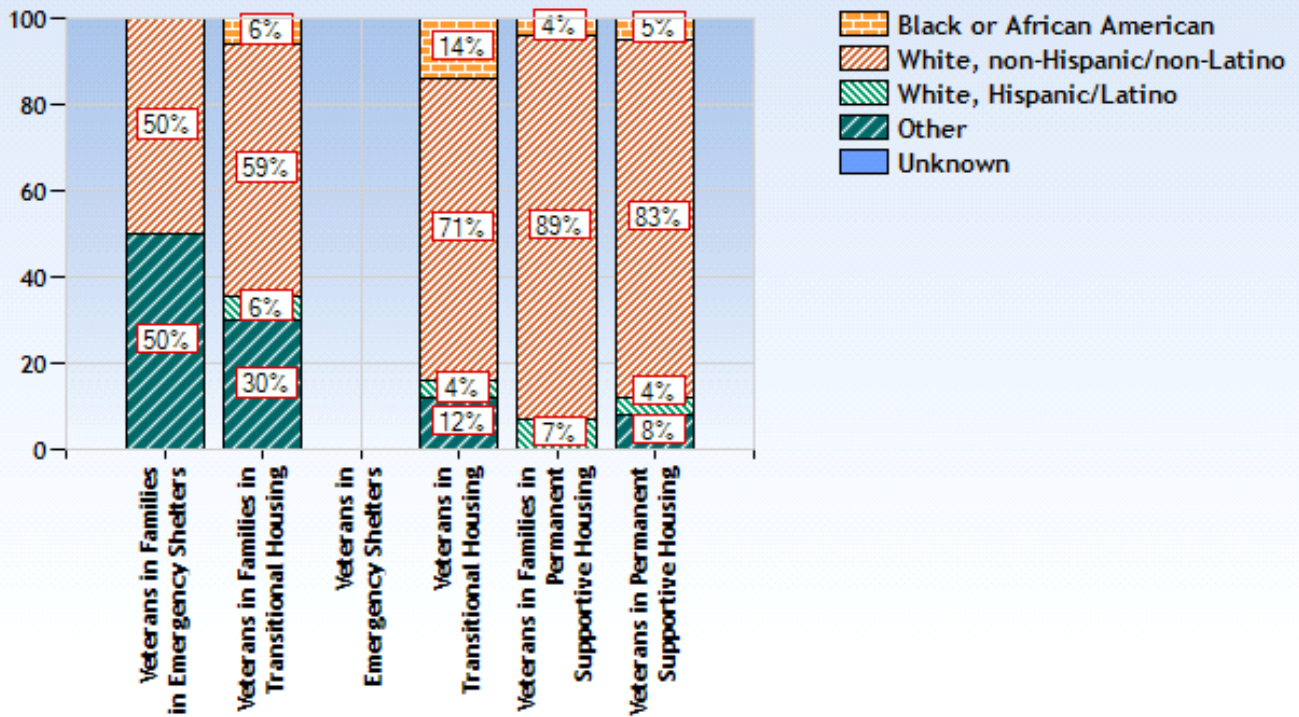


Exhibit 3.11 Demographic Characteristics: Age of Veterans in Families in Emergency Shelter

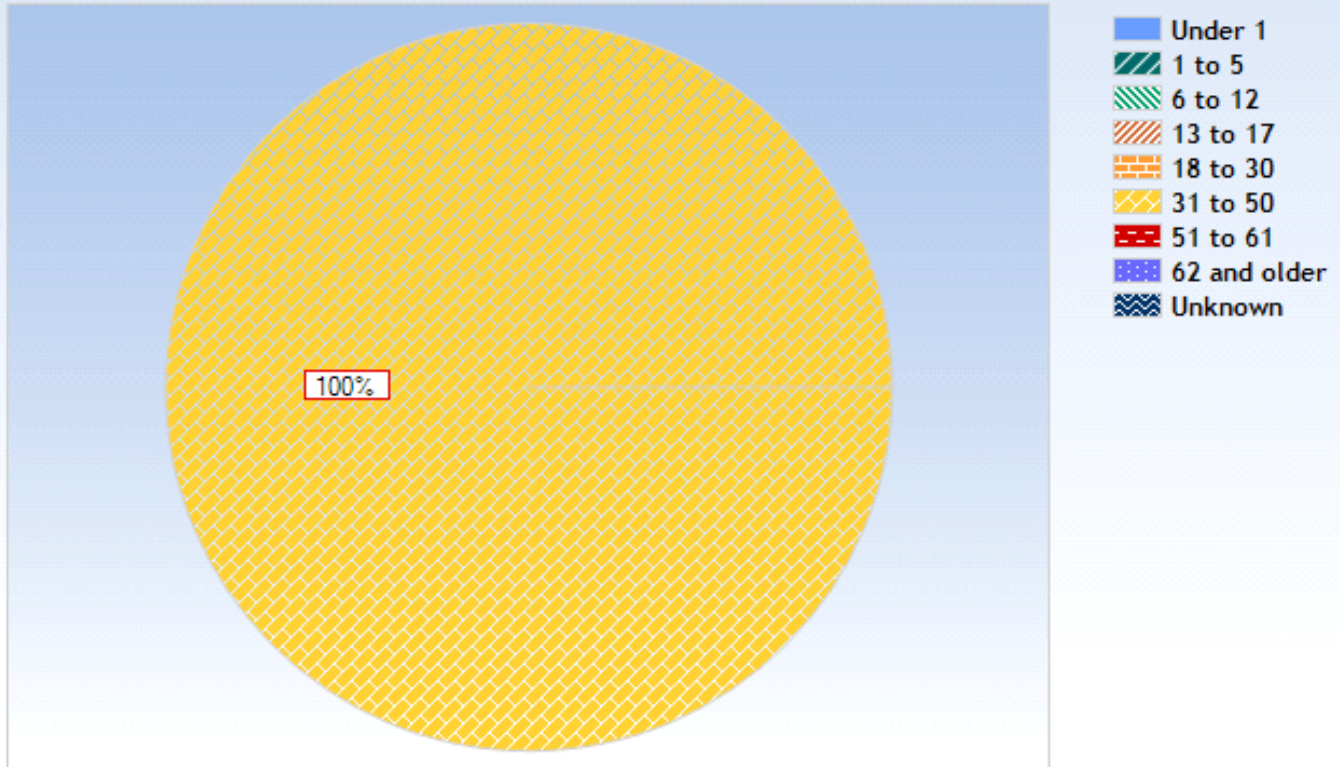


Exhibit 3.12 Demographic Characteristics: Age of Veterans in Families in Transitional Housing

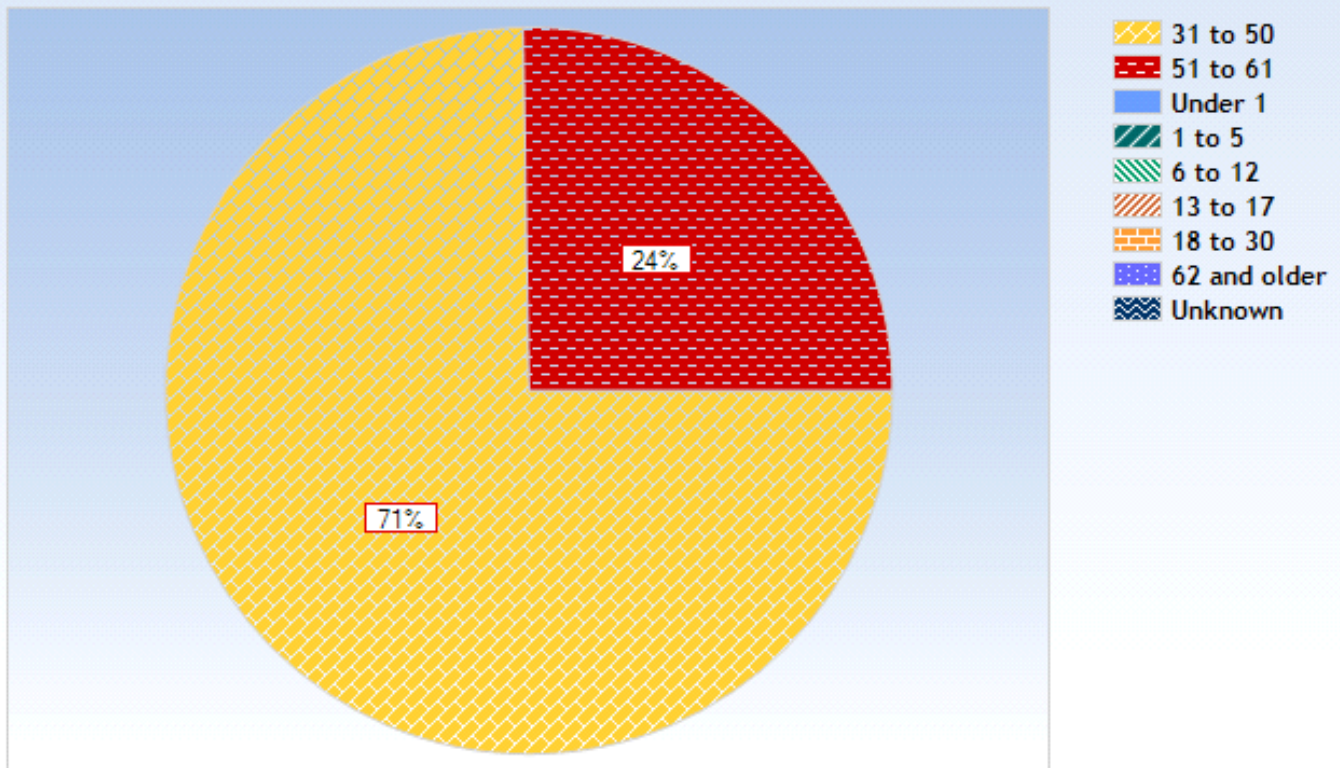


Exhibit 3.13 Demographic Characteristics: Age of Veterans in Families in Permanent Supportive Housing

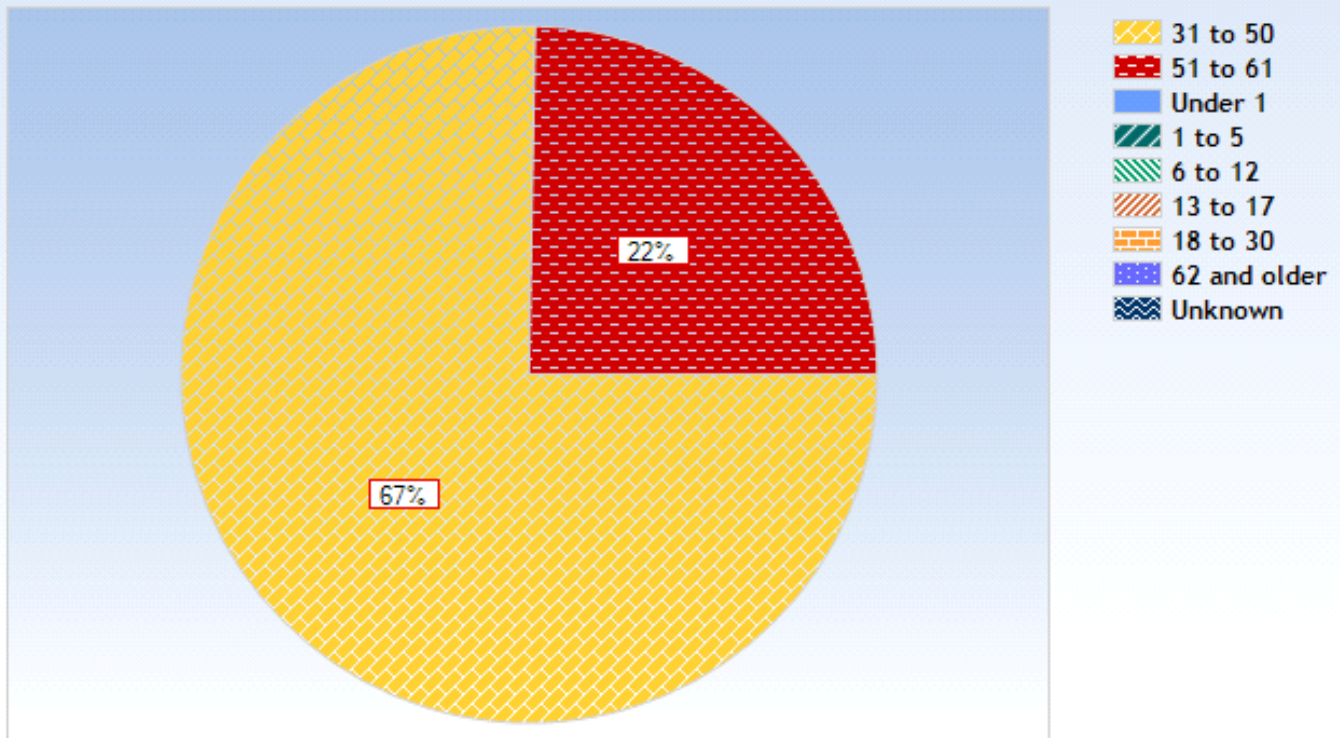


Exhibit 3.14 Demographic Characteristics: Age of Veterans in Emergency Shelter




Exhibit 3.15 Demographic Characteristics: Age of Veterans in Transitional Housing

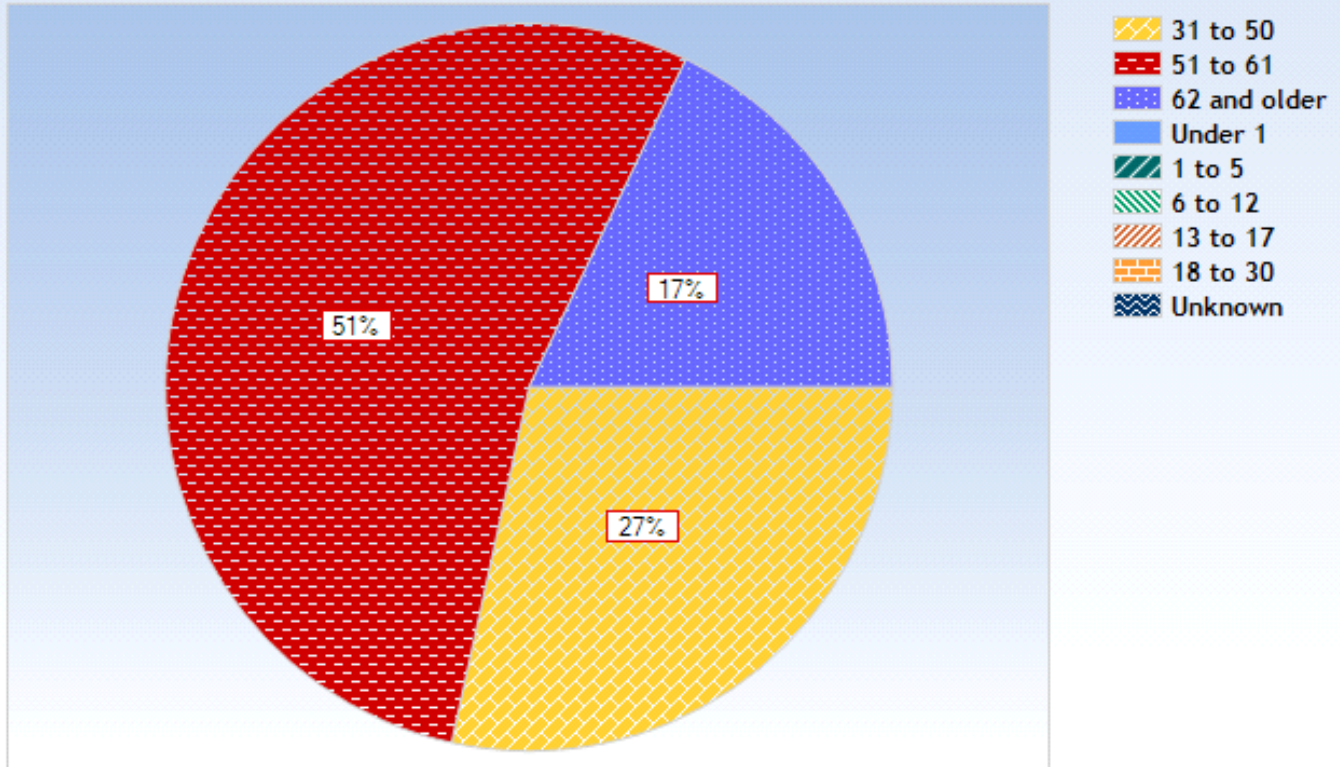


Exhibit 3.16 Demographic Characteristics: Age of Veterans in Permanent Supportive Housing

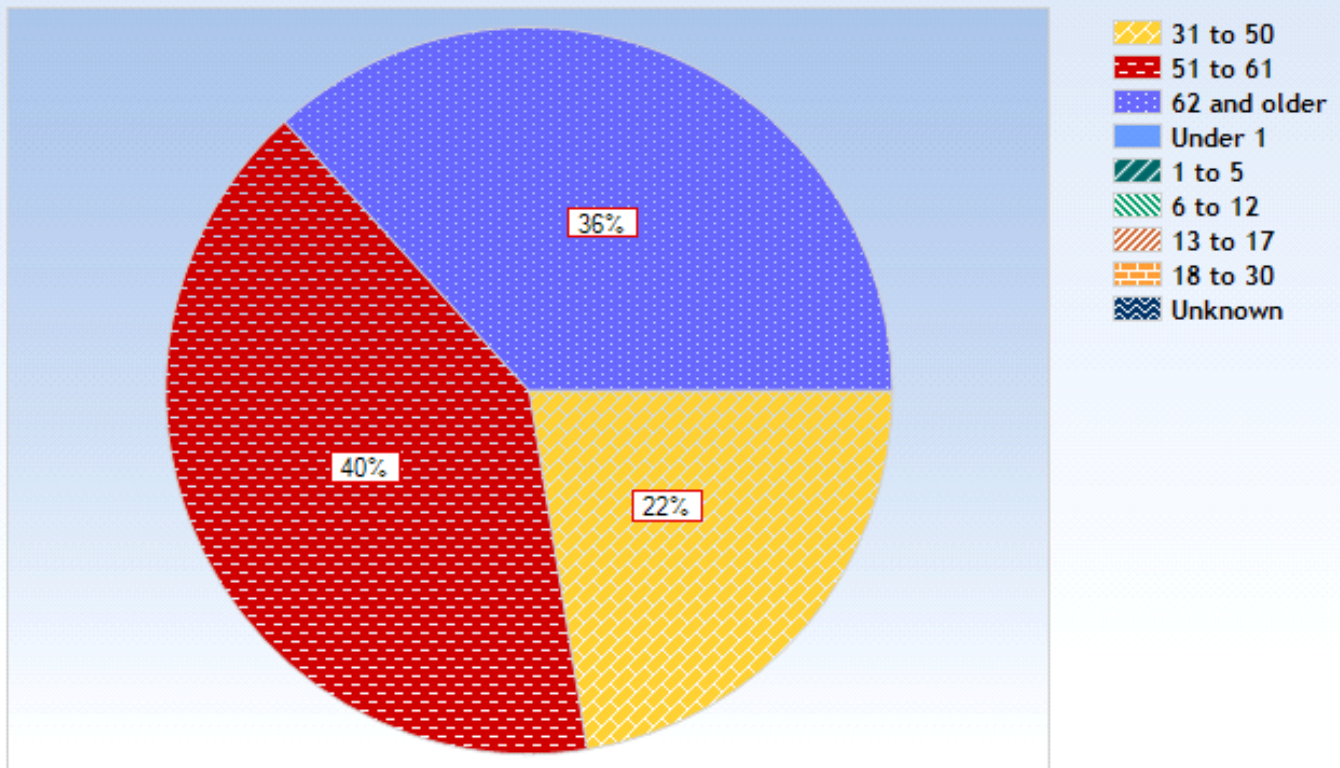


Exhibit 3. 17 Demographic Characteristics: Veterans by Household Size: Veterans in Families in Emergency Shelter

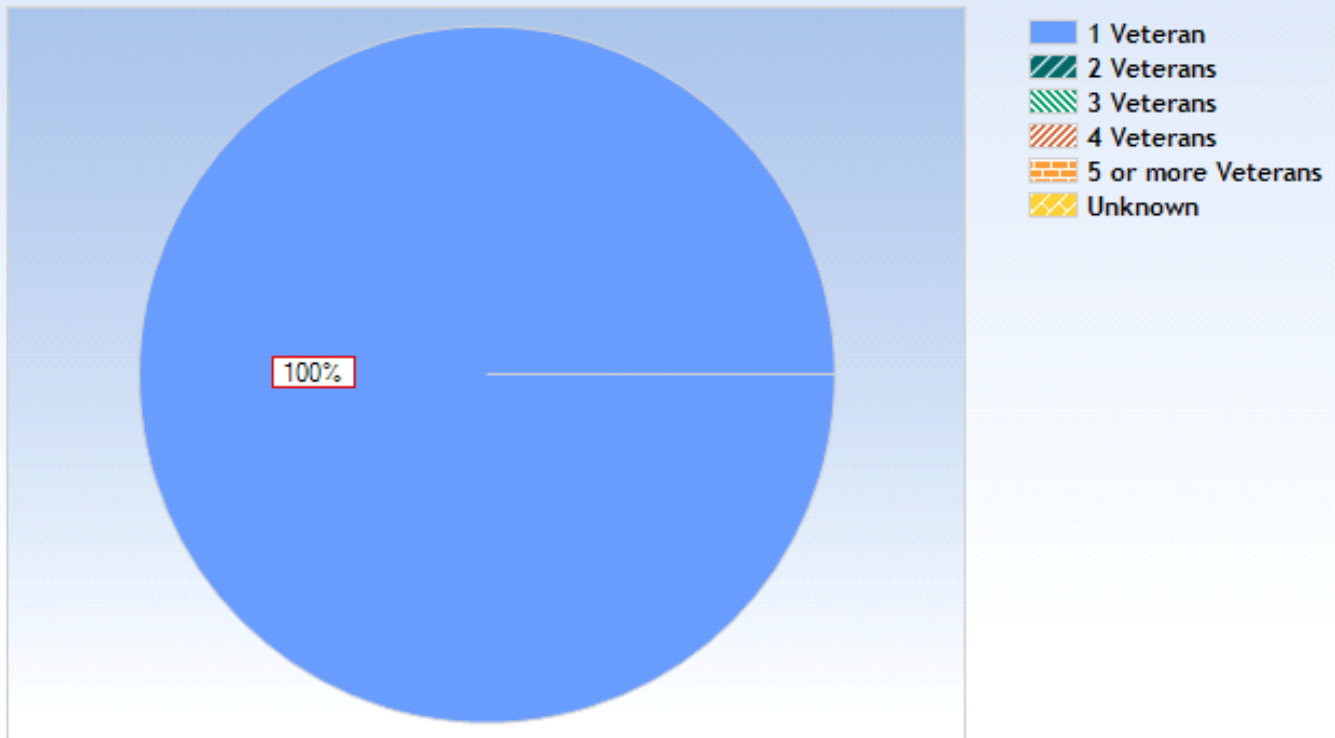


Exhibit 3. 18 Demographic Characteristics: Veterans by Household Size: Veterans in Families in Transitional Housing

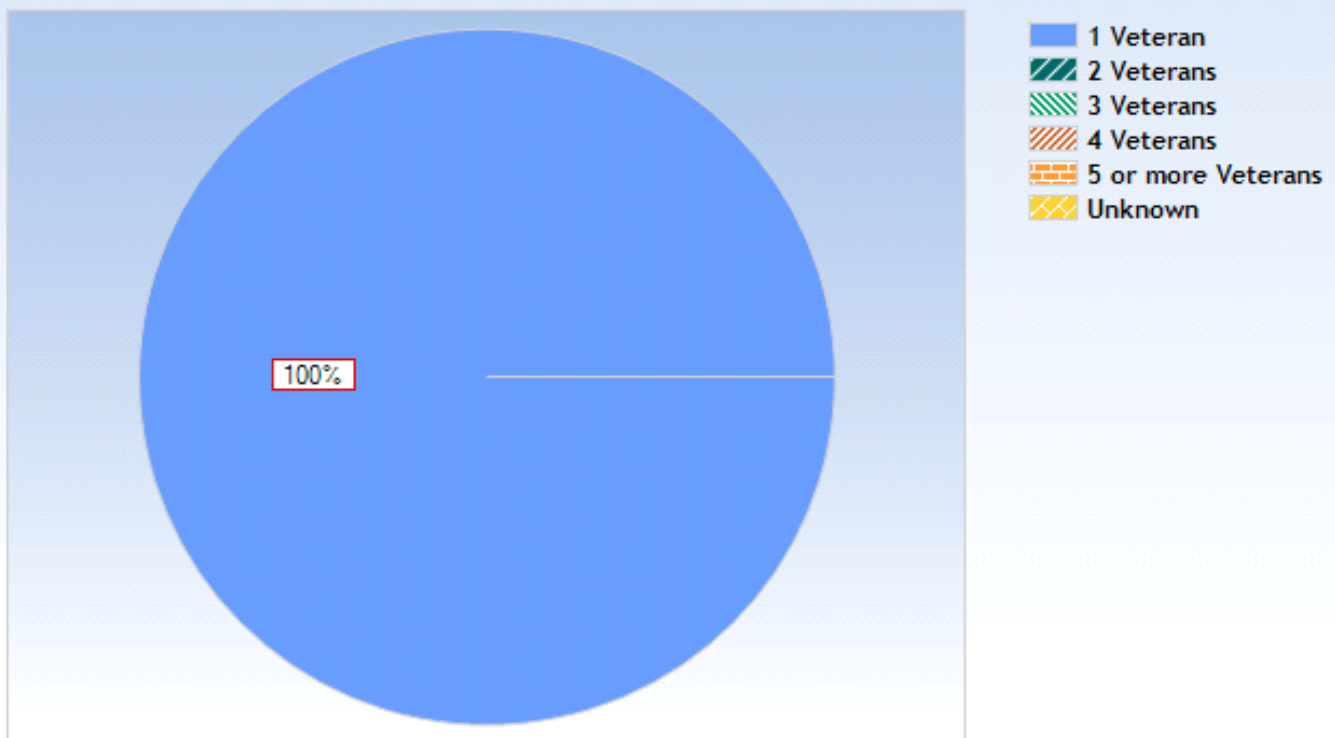


Exhibit 3.19 Demographic Characteristics: Veterans by Household Size: Veterans in Families in Permanent Supportive Housing

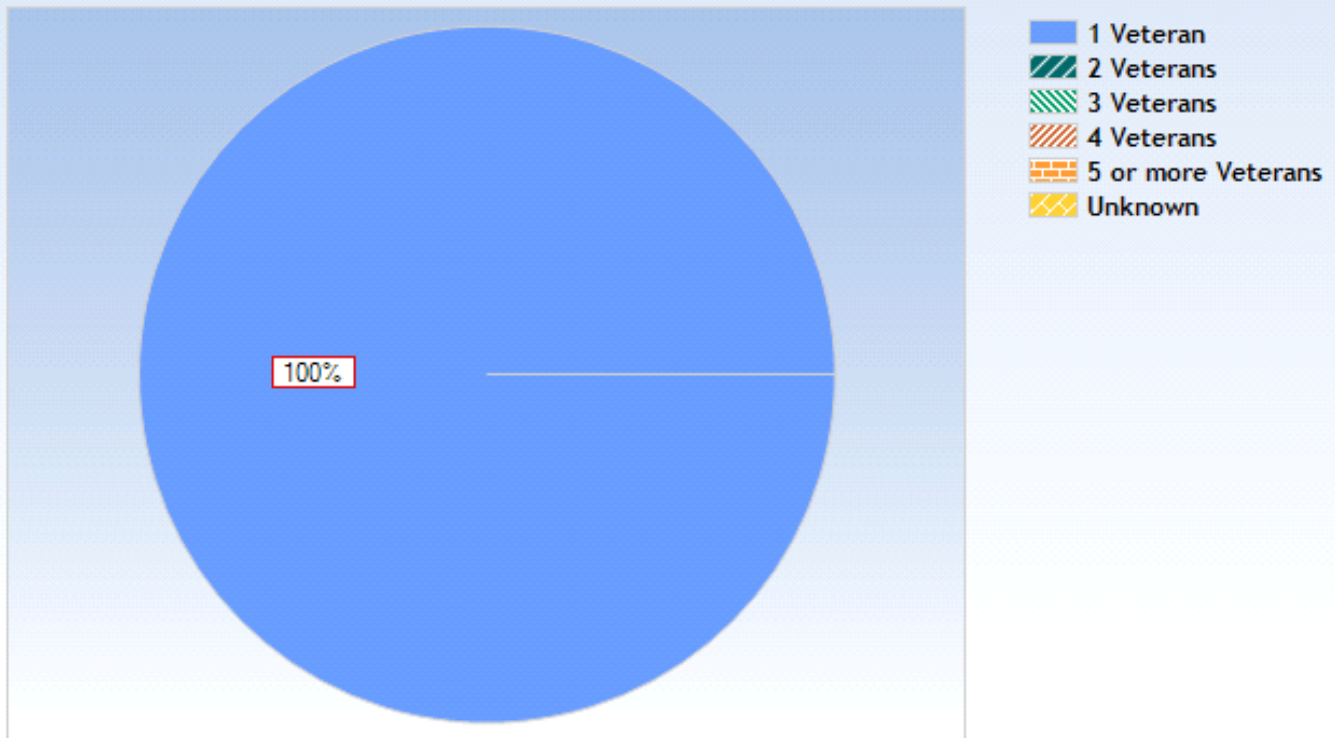


Exhibit 3.20 Demographic Characteristics: Veterans by Household Size: Veterans in Emergency Shelter




Exhibit 3.21 Demographic Characteristics: Veterans by Household Size: Veterans in Transitional Housing

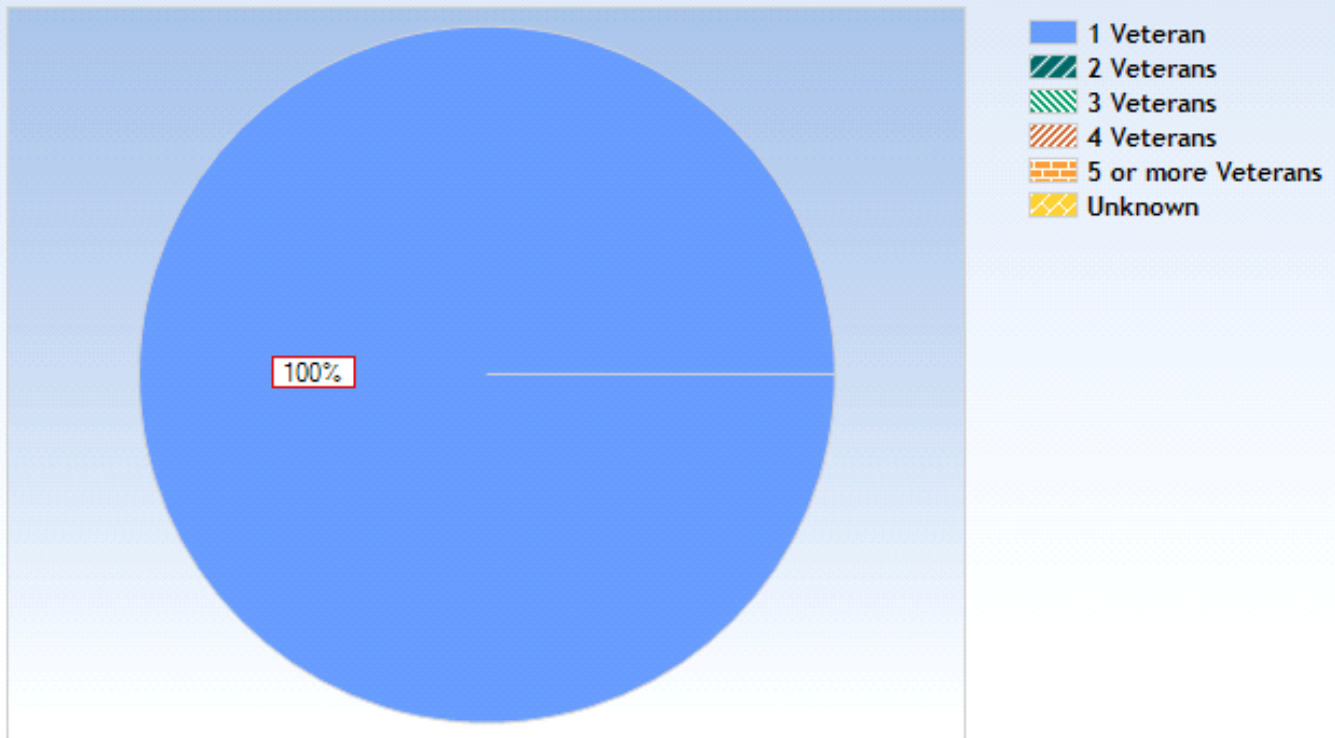


Exhibit 3.22 Demographic Characteristics: Veterans by Household Size: Veterans in Permanent Supportive Housing

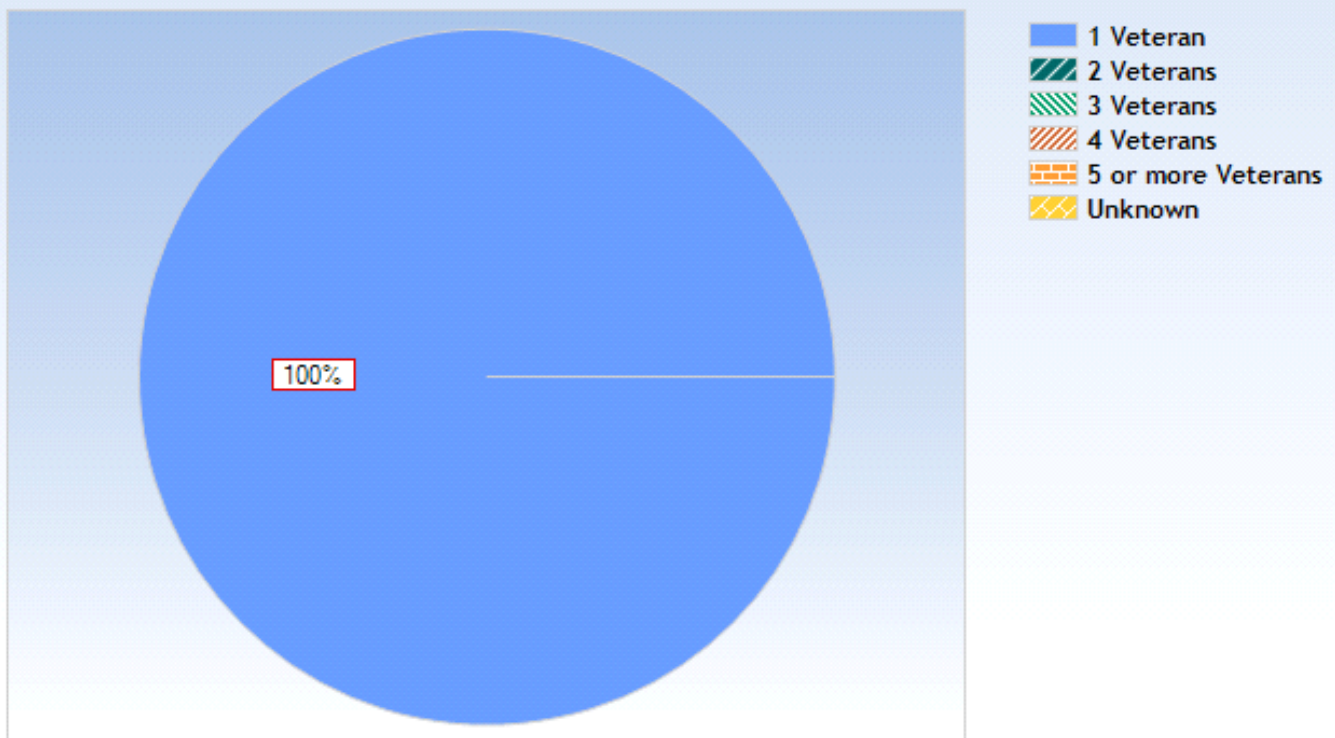


Exhibit 3.23 Demographic Characteristics: Veterans by Household Size

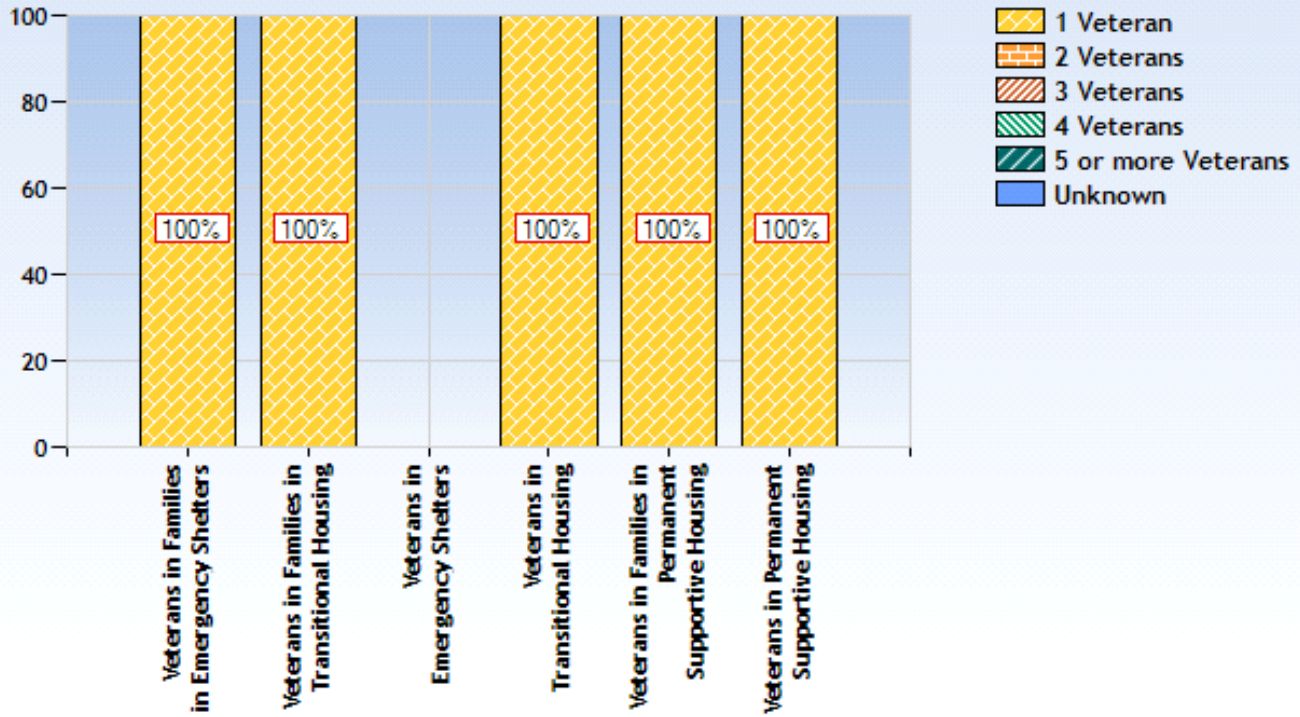


Exhibit 3.24 Demographic Characteristics: Veteran Status (Adults Only)




Exhibit 3.25 Demographic Characteristics: Disabled (Adults Only)

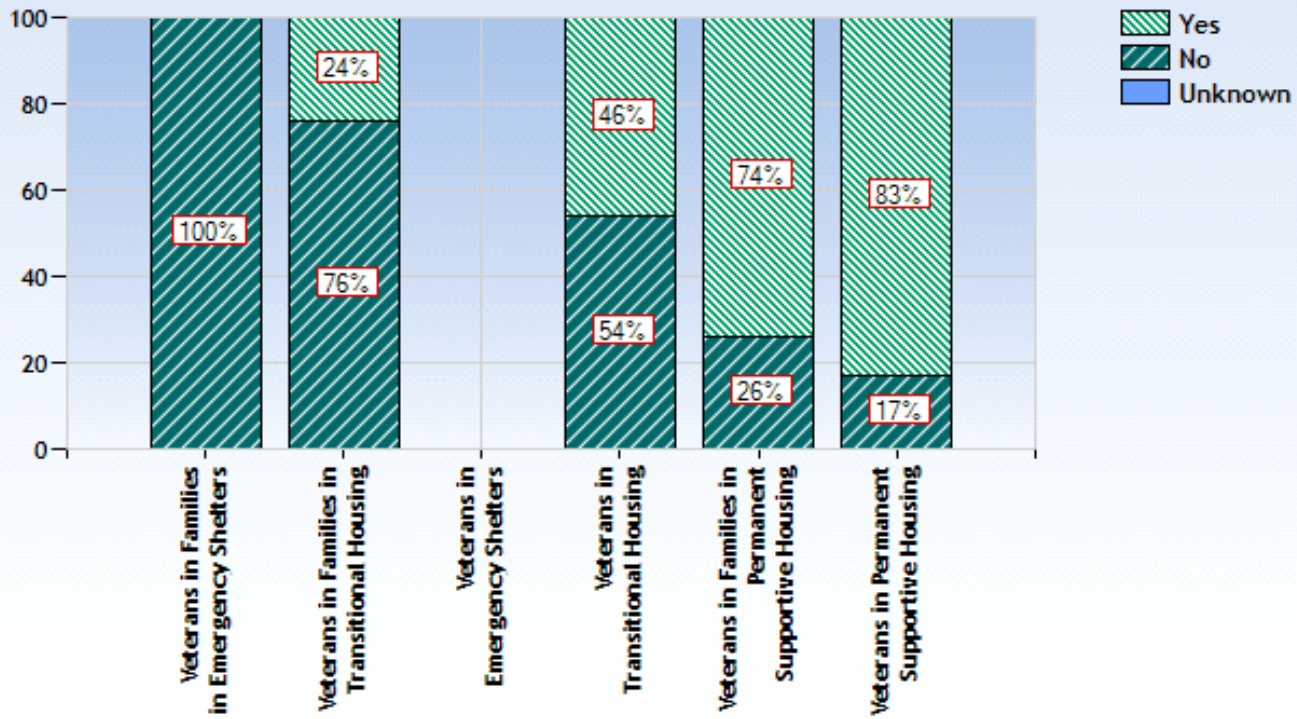


Exhibit 4.1 Prior Living Situation of Veterans Using Homeless Residential Services

Reporting Year: 10/1/2016 - 9/30/2017

Site: Washington County, OR

Prior Living Situation	Veterans in Families in Emergency Shelters	Veterans in Families in Transitional Housing	Veterans in Families in Permanent Supportive Housing	Veterans in Emergency Shelters	Veterans in Transitional Housing	Veterans in Permanent Supportive Housing
Number of Sheltered Homeless Veterans	2	17	27	0	112	100
Living Arrangement the Night before Program Entry						
Total from Homeless Situation						
<i>Place not meant for human habitation</i>	50%	35%	44%		28%	53%
<i>Emergency shelter</i>	0%	24%	11%		15%	14%
<i>Transitional housing</i>	0%	6%	33%		10%	17%
Total from Housing Situation						
<i>Permanent supportive housing</i>	0%	0%	0%		0%	1%
<i>Rented housing unit</i>	0%	6%	0%		8%	3%
<i>Owned housing unit</i>	0%	0%	0%		0%	0%
<i>Staying with family or friends</i>	0%	18%	7%		16%	3%
Total from Institutional Settings						
<i>Psychiatric facility</i>	0%	0%	0%		6%	0%
<i>Substance abuse treatment center or detox</i>	0%	6%	0%		7%	3%
<i>Hospital (non-psychiatric)</i>	0%	0%	0%	0%	6%	1%
<i>Jail, prison, or juvenile detention</i>	0%	0%	0%		3%	0%
Total from Other Situations						
<i>Hotel or motel (no voucher)</i>	50%	6%	0%		1%	0%
<i>Foster care home</i>	0%	0%	0%		0%	0%
<i>Other living situation</i>	0%	0%	4%		1%	5%
<i>Unknown</i>	0%	0%	0%		0%	0%
Stability of Previous Night's Living Arrangements						
<i>Stayed 1 week or less</i>	50%	12%	4%		12%	1%
<i>Stayed more than 1 week, but less than a month</i>	0%	18%	11%		18%	7%
<i>Stayed 1 to 3 months</i>	50%	18%	15%		25%	14%
<i>Stayed more than 3 months, but less than a year</i>	0%	29%	41%		31%	32%
<i>Stayed 1 year or longer</i>	0%	24%	30%		14%	45%
<i>Unknown</i>	0%	0%	0%		0%	1%
Zip Code of Last Permanent Address						
<i>Same jurisdiction as program locator</i>						
<i>Different jurisdiction than program locator</i>						
<i>Unknown</i>						

Exhibit 4.2 Living Arrangement the Night before Program Entry: Veterans in Families in Emergency Shelter

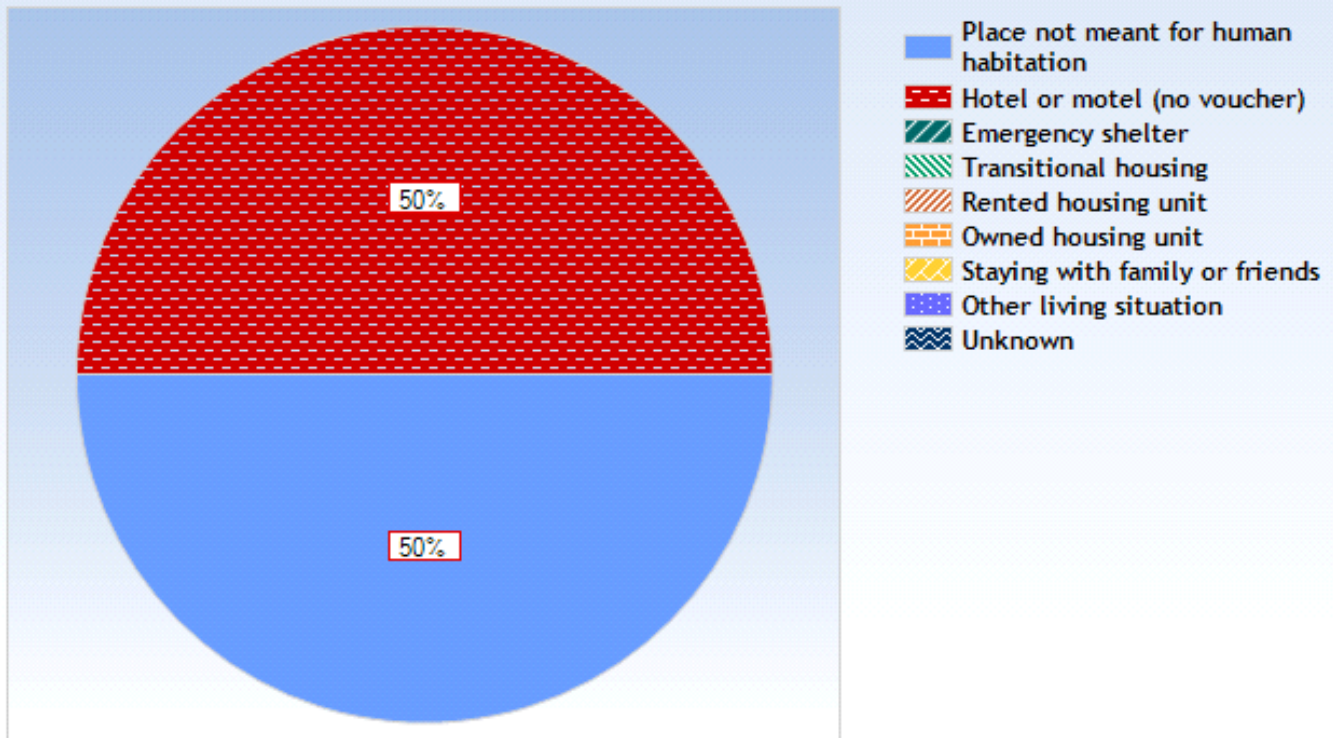


Exhibit 4.3 Living Arrangement the Night before Program Entry: Veterans in Families in Transitional Housing

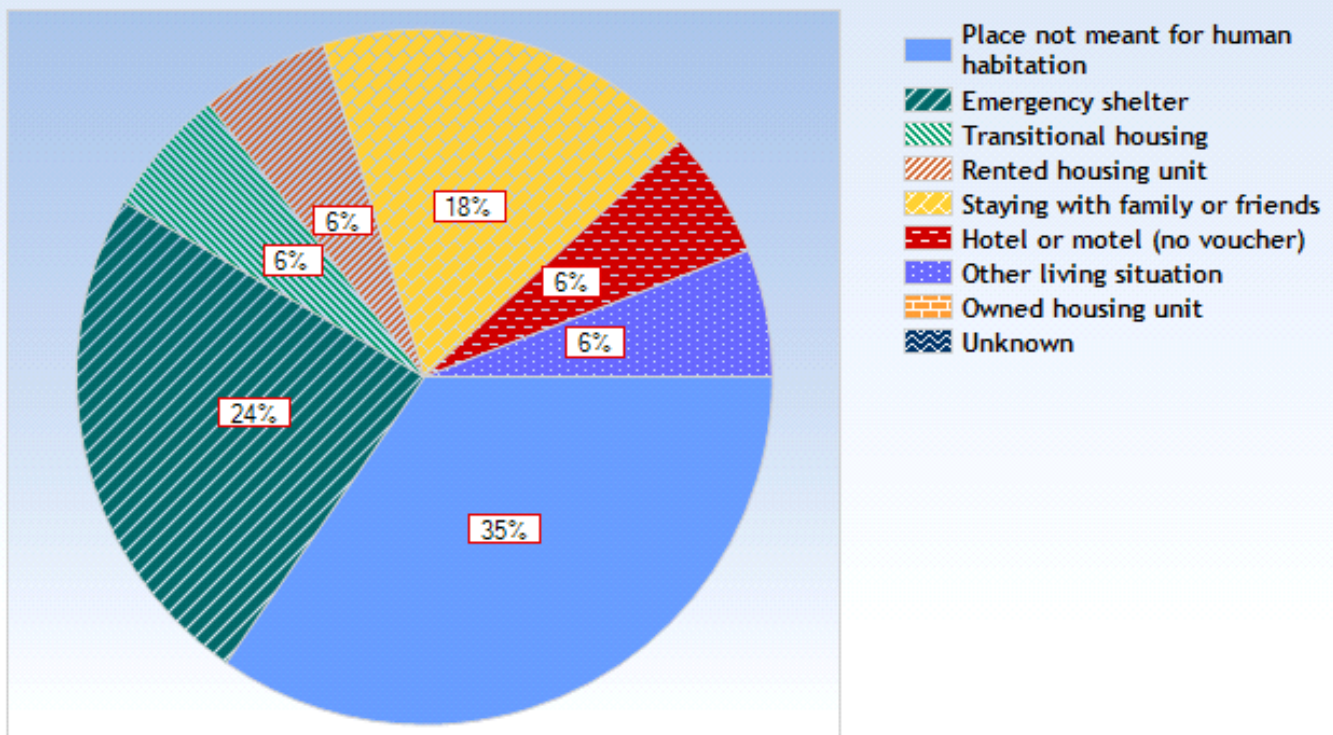
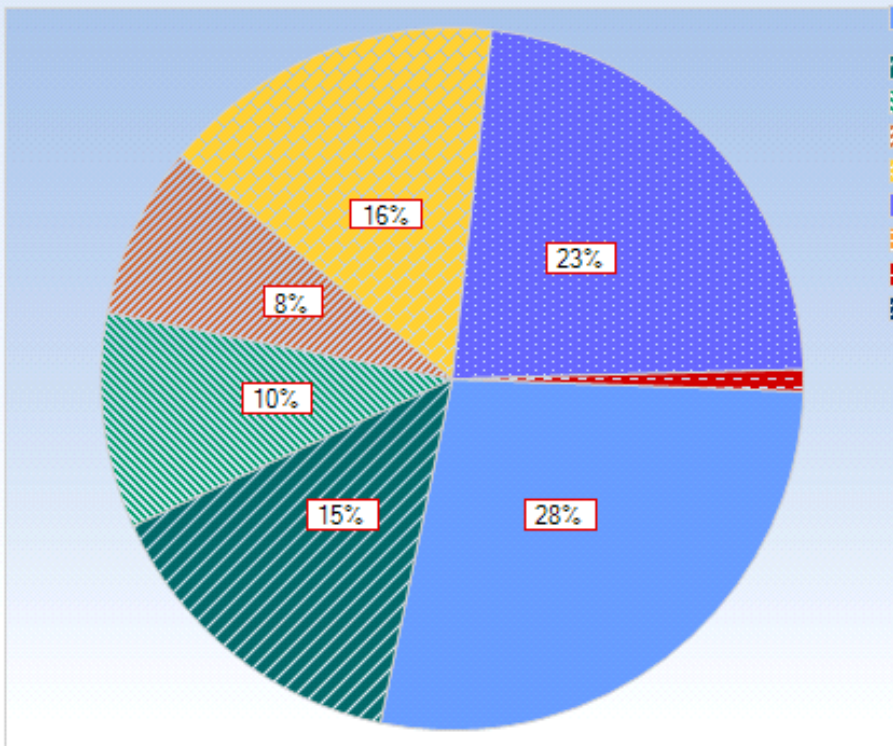


Exhibit 4.4 Living Arrangement the Night before Program Entry: Veterans in Emergency Shelter



- Place not meant for human habitation
- Emergency shelter
- Transitional housing
- Rented housing unit
- Owned housing unit
- Staying with family or friends
- Hotel or motel (no voucher)
- Other living situation
- Unknown

Exhibit 4.5 Living Arrangement the Night before Program Entry: Veterans in Transitional Housing



- Place not meant for human habitation
- Emergency shelter
- Transitional housing
- Rented housing unit
- Staying with family or friends
- Other living situation
- Owned housing unit
- Hotel or motel (no voucher)
- Unknown

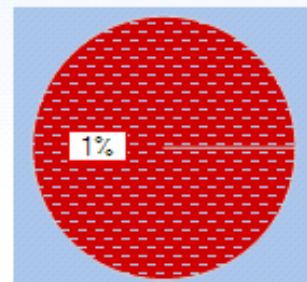


Exhibit 4.6 Living Arrangement the Night before Program Entry: Veterans in Families in Permanent Supportive Housing

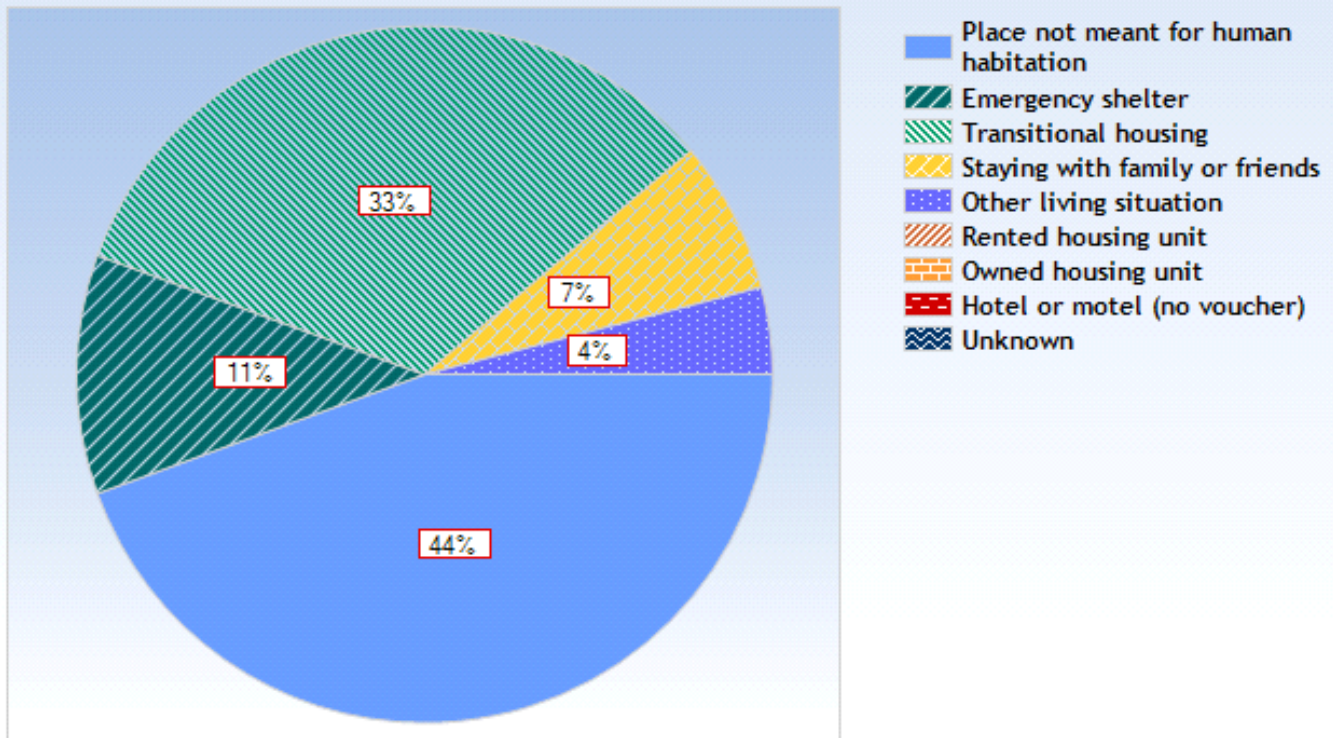


Exhibit 4.7 Living Arrangement the Night before Program Entry: Veterans in Permanent Supportive Housing

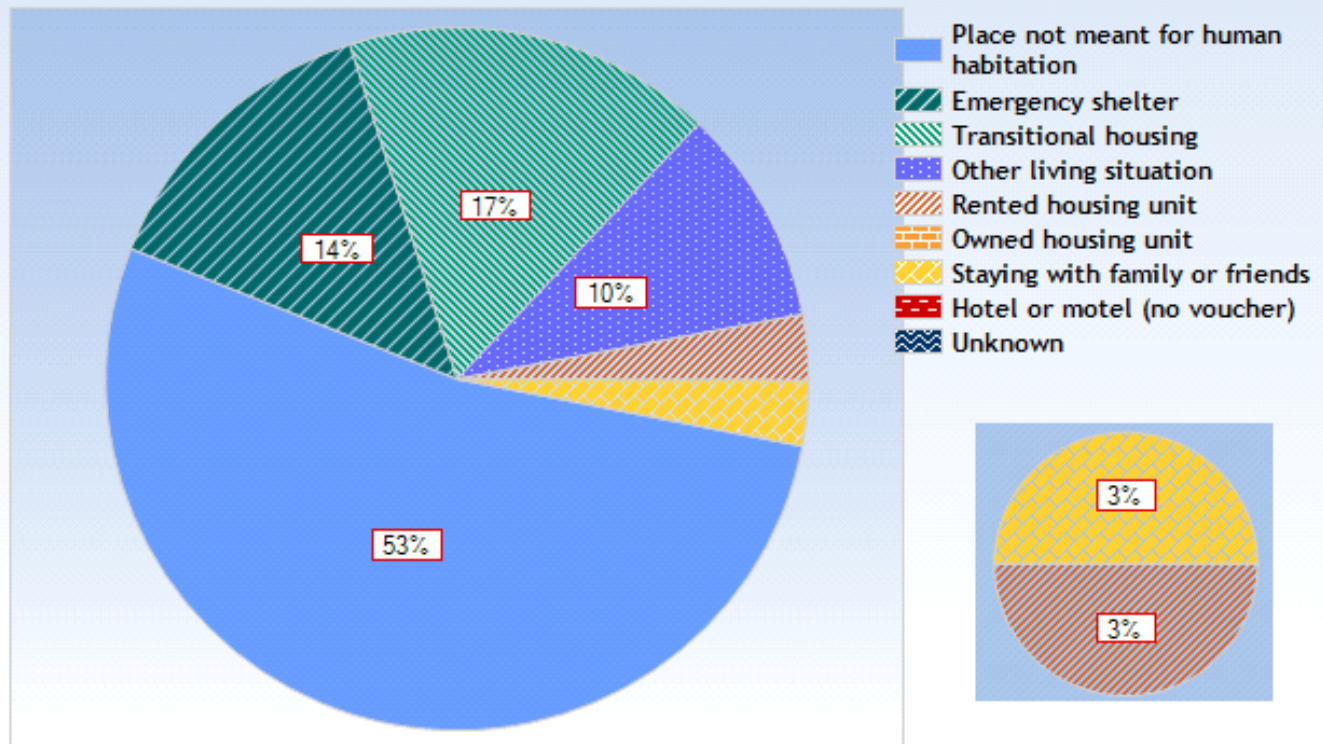
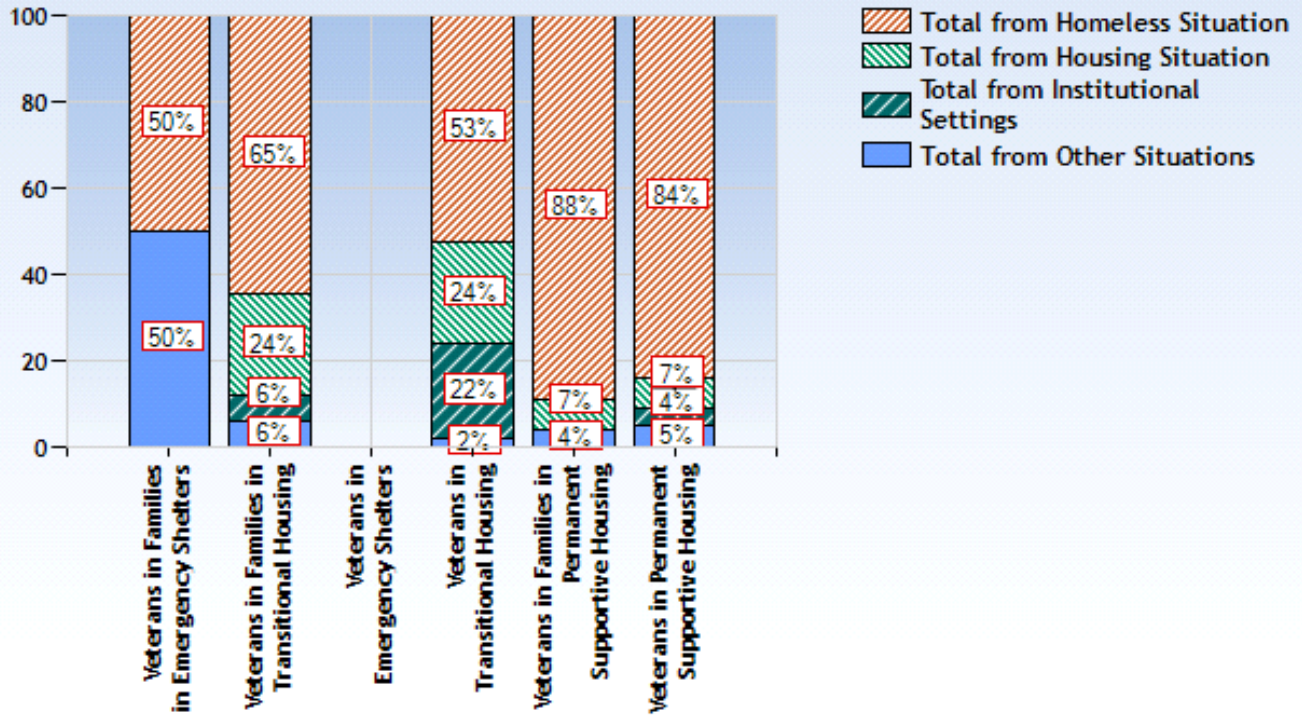


Exhibit 4.8 Prior Living Situation: Living Arrangement the Night Before Program Entry



Other Situations: Hotel or motel (no voucher), Foster care home, Other living situation, Unknown

Institutional Settings: Psychiatric facility, Substance abuse treatment center or detox, hospital (non-psychiatric), Jail, prison or juvenile detention

Housing Situation: Permanent supportive housing, Rented housing unit, Owned housing unit, Staying with family or friends

Homeless Situation: Place not meant for human habitation, Emergency shelter, Transitional housing

Exhibit 4.9 Stability of Previous Night's Living Arrangement

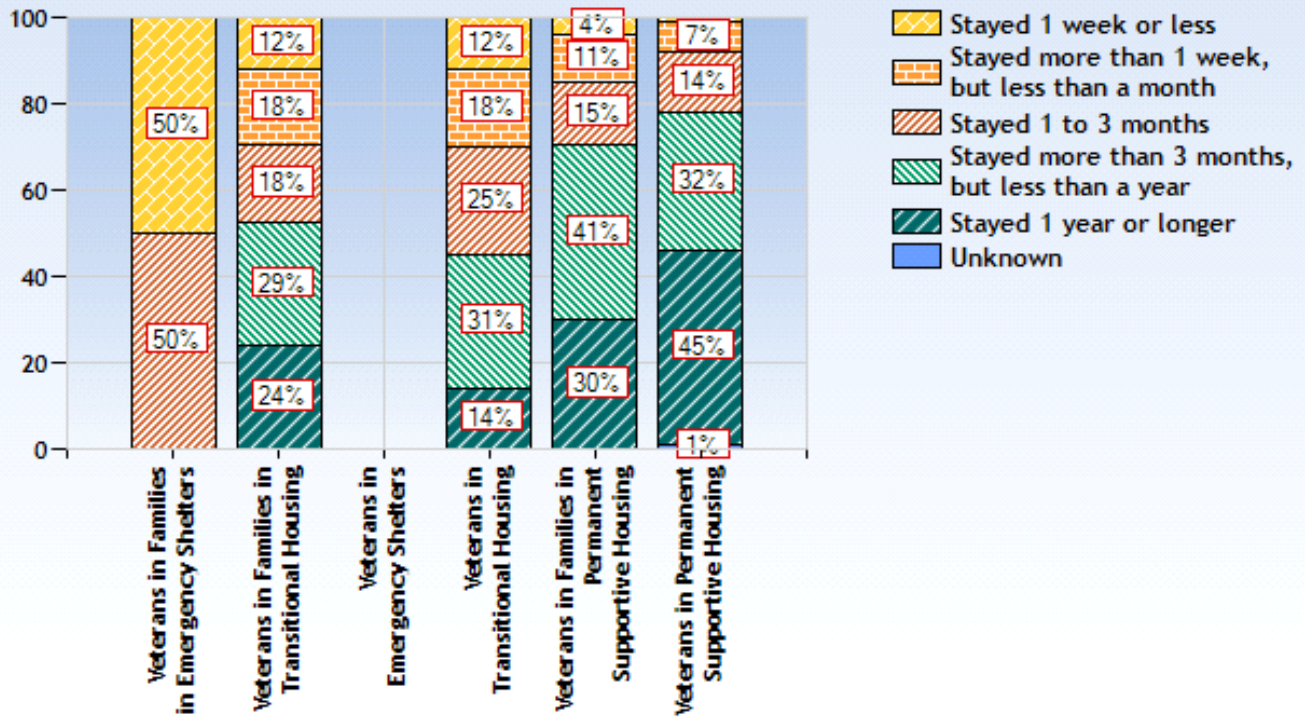


Exhibit 4.10 Zip Code of Last Permanent Address

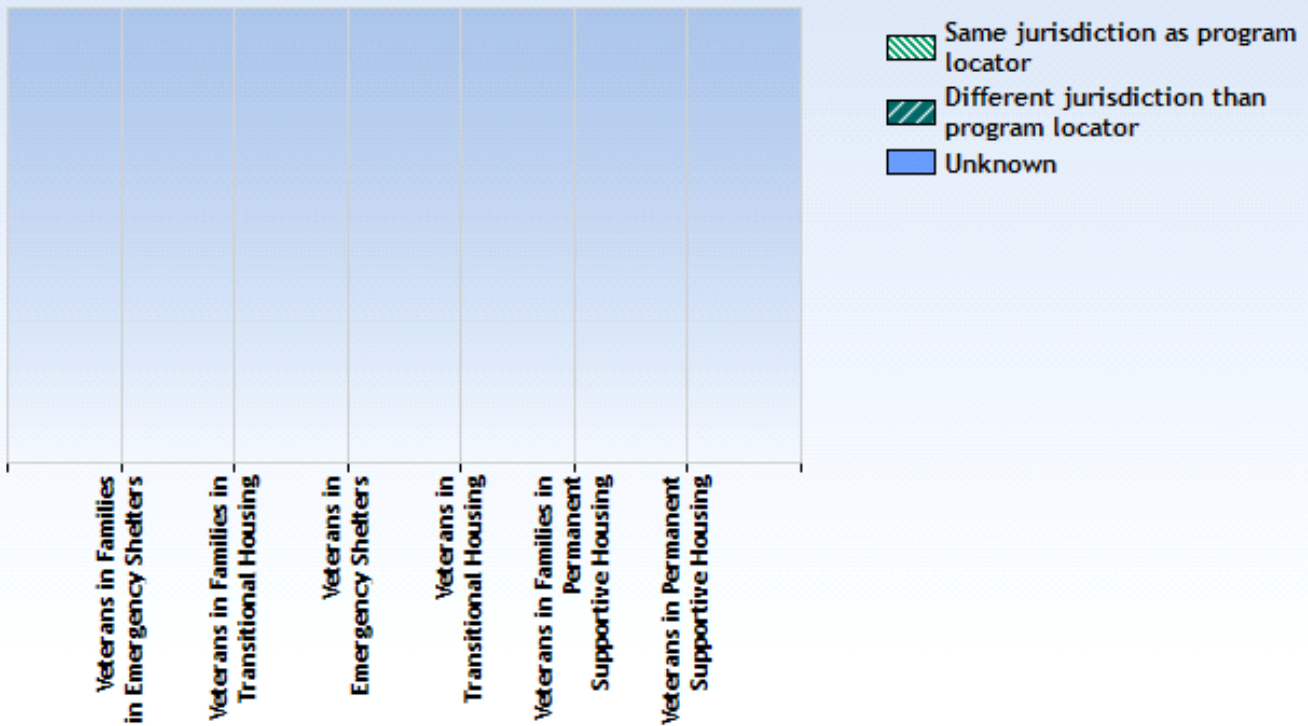


Exhibit 4.1 Length of Stay in Emergency Shelter and Transitional Housing for Veterans

Reporting Year: 10/1/2016 - 9/30/2017

Site: Washington County, OR

Length of Stay	Veterans in Families in Emergency Shelters		Veterans in Families in Transitional Housing		Veterans in Families in Permanent Supportive Housing		Veterans in Emergency Shelters		Veterans in Transitional Housing		Veterans in Permanent Supportive Housing	
	%	Cum. %	%	Cum. %	%	Cum. %	%	Cum. %	%	Cum. %	%	Cum. %
A week or less	0%	0%	0%	0%	0%	0%			2%	2%	0%	0%
1 wk. to 1 month	0%	0%	6%	6%	0%	0%			13%	15%	1%	1%
1 - 3 months	100%	100%	24%	29%	7%	7%			25%	40%	2%	3%
3 - 6 months	0%	100%	41%	71%	11%	19%			28%	68%	8%	11%
6 - 9 months	0%	100%	18%	88%	15%	33%			15%	83%	10%	21%
9 - 12 months	0%	100%	12%	100%	67%	100%			17%	100%	79%	100%
Unknown	0%	100%	0%	100%	0%	100%			0%	100%	0%	100%

Exhibit 4.2 Length of Stay

