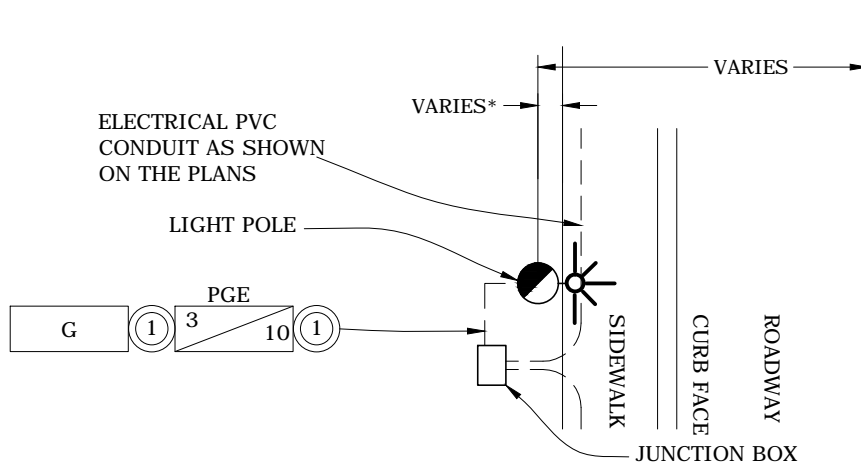


* 1' MIN. FOR EXTG. SIDEWALK;
9" MIN. FOR NEW SIDEWALK




DETAIL B
TYPICAL STREET LIGHT
(SIDEWALK WITH PLANTER STRIP)
NOT TO SCALE



* 1' MIN. FOR EXTG. SIDEWALK;
9" MIN. FOR NEW SIDEWALK

DETAIL A
TYPICAL STREET LIGHT
(CURB TIGHT SIDEWALK)
NOT TO SCALE

LEGEND:

-  INSTALL 1" ELECTRICAL PVC CONDUIT
-  INSTALL GROUND WIRE PER SECTION 02920.23
-  INSTALL 3 #10 AWG WIRE SIZE PGE APPROVED CONDUCTORS

GENERAL NOTES:

1. REFER TO SPECIAL PROVISIONS AND STANDARD SPECIFICATIONS SECTION 00960 AND 00970 FOR APPROVED EQUIPMENT AND ADDITIONAL REQUIREMENTS
2. INSTALL LIGHT POLE MIN. 3' BEHIND FACE OF CURB PER AASHTO ROADSIDE DESIGN GUIDE 3.4.1.

ACCOMPANIED BY STANDARD DRAWING 6810, 6820, AND 6831



WASHINGTON COUNTY
DEPARTMENT OF LAND USE &
TRANSPORTATION
ENGINEERING SECTION

**TYPICAL LUMINAIRE
DETAILS**

PLOT STAMP: 07/30/19 4:46P ANTHONYD
CAD: 6830.DWG

EFFECTIVE DATE: 09/01/2019

WASH. CO. # 6830