

# ADA Push Button New Construction Inspection Form For TS and PS

North-South Road Name

Project No.

Sheet No.

Intersection No.

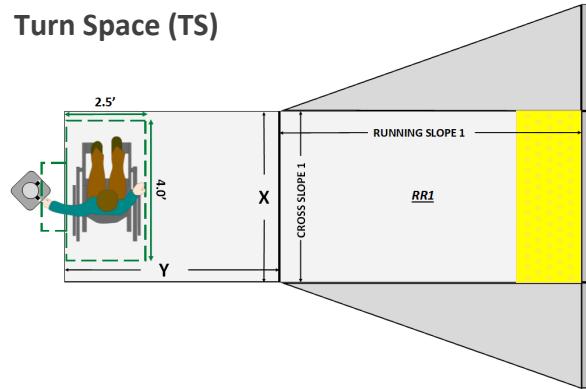
Calibration Date

East-West Road Name

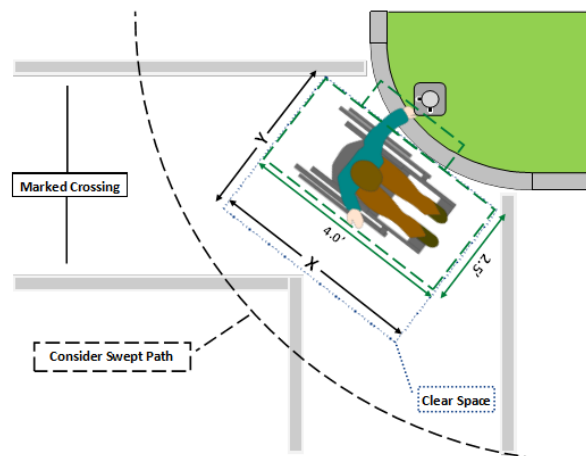
Corner Position

Button Position

## Turn Space (TS)



## Paved Shoulder (PS)



For other Clear Space Surface Types, see *Exhibit "C"*.

<sup>1</sup> Push Buttons may have a Design Exception for a parameter allowing for deviations from set standards. In such case, the functional condition is good given the other parameters are still within the defined standards.

**Note: Pass/Fail boxes must be manually checked**

## PUSH BUTTON DETAILS

All fields under Push Button Details are information only fields and are not factored into functional condition.

### Indicator (B, S)

B=Beacon, S=Signal

### Audible Pedestrian Signal (N, PT, SM)

N=None, PT=Percussive Tone, SM=Speech Message

### Locator Tone (Y, N)

Y=Yes, N=No

### Signal Head (CD, N, PIC, TXT)

CD=Countdown, N=None, PIC=Pictogram, TXT=Text

### Button Type (H, O, S)

H=H-Frame, O=Other, S=Standard

### Arrow Surface (FS, N, TC, VB)

FS=Flush, N=None, TC=Tactile, VB=Vibrotactile

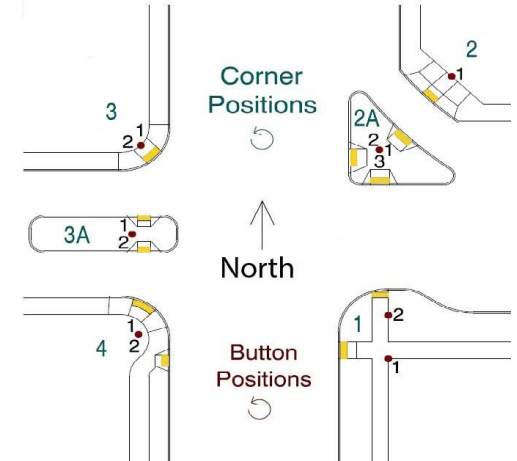
## CLEAR SPACE DETAILS

All fields under Clear Space Details are required fields and are factored into functional condition.

### Surface Type (TS, PS)

TS=Turn Space, PS=Paved Shoulder

	Pass	Fail
<b>Reach Range</b>	≤ 0.83'	> 0.83'
<b>(Ft.) Height</b>	3.5' - 4.0'	< 3.5' or > 4.0'
<b>(Ft.) Width X</b>	≥ 4.0'	< 4.0'
<b>(Ft.) Length Y</b>	≥ 2.5'	< 2.5'
<b>Slope X</b>	≤ 2.0%	> 2.0%
<b>Slope Y</b>	≤ 2.0%	> 2.0%



PE Stamp  
(required for private development)

Comments:

---

Inspector's Signature \_\_\_\_\_ Date (mm/dd/yy) \_\_\_\_\_

Print name clearly \_\_\_\_\_ Certification No. \_\_\_\_\_

Company/Agency \_\_\_\_\_

## **Push Button Images**

Attached photos must be in .pdf format in order to be placed